

ULLRICH - PARTITIONING

D E S I G N E R 1 0 0 0

UA 1672

25mm HEAD STARTER
For 63.5mm Steel Stud
kg/m 1.131 P 538
OAD 129 x 34.6

UA 4359

10mm GIB HEAD STARTER
For 63.5mm Steel Stud
kg/m 0.838 P 479
OAD 98 x 36

UA 4360

10mm STARTER CAP
If Powder Coated
kg/m 0.367 P 213
OAD 87.8 x 8.14

UA 4361

10mm STARTER CAP
If Anodised
kg/m 0.370 P 215
OAD 88.6 x 8.14

UA 4362

13mm GIB HEAD STARTER
For 63.5mm Steel Stud
kg/m 0.863 P 492
OAD 104 x 37.30

UA 4363

13mm STARTER CAP
If Powder Coated
kg/m 0.389 P 225
OAD 93.8 x 8.14

UA 4364

13mm STARTER CAP
If Anodised
kg/m 0.391 P 227
OAD 94.6 x 8.14

UA 4584

13mm GIB HEAD STARTER
For 89mm Timber Stud
kg/m 1.186 P 550
OAD 131.40 x 37.60

ALSO AVAILABLE

UA 1681

9.5mm STARTER CAP

UA 1682

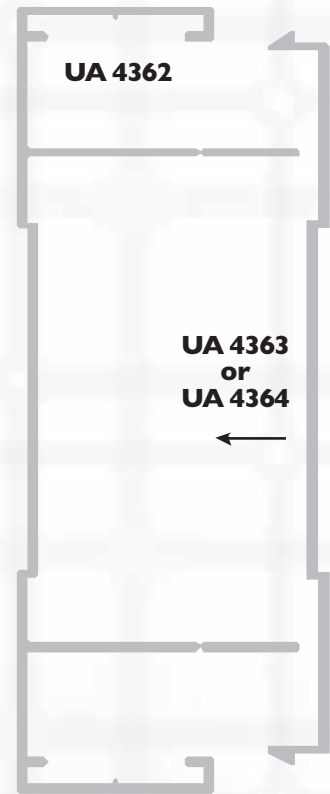
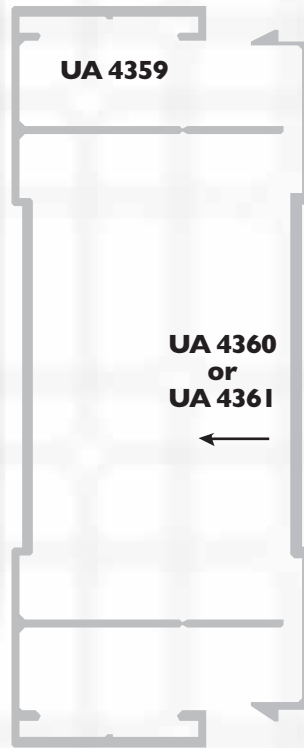
9.5mm HEAD STARTER

UA 1683

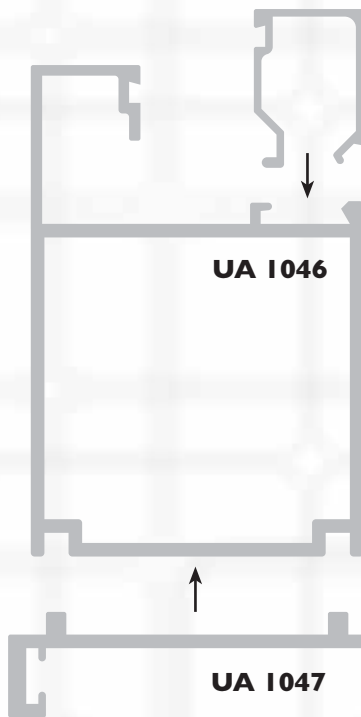
12.5mm STARTER CAP

UA 1684

12.5mm HEAD STARTER



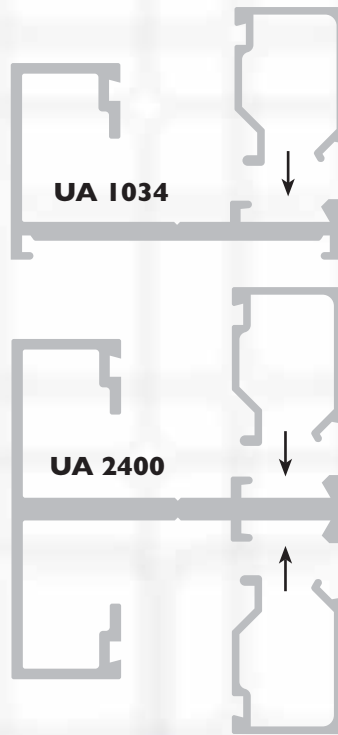
DIAGRAMS ACTUAL SIZE UNLESS OTHERWISE INDICATED.
DIAGRAMS ARE SCHEMATIC ONLY AND NOT INTENDED AS SPECIFICATION DRAWINGS.
OAD = OVERALL DIMENSIONS
P = EXT PERIPHERY
© ULLRICH ALUMINIUM CO LTD



UA 1035
or
UA 3209

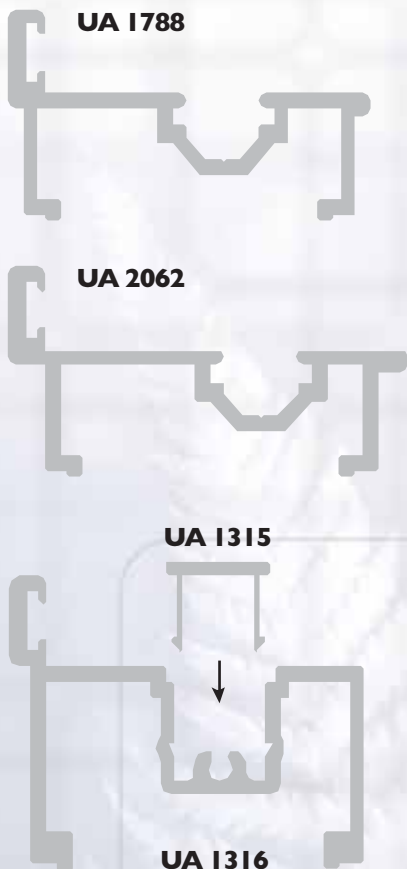
UA 1046

UA 1047



UA 1034

UA 2400

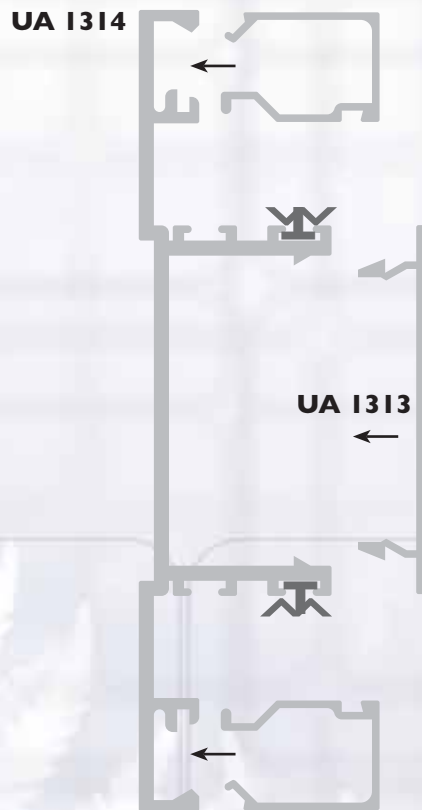


UA 1788

UA 2062

UA 1315

UA 1316



UA 1314

UA 1313

UA 1034
GLAZING BAR BASE
kg/m 0.533 P 210
OAD 44 x 26

UA 1035
GLAZING BEAD
If Powder Coated
kg/m 0.176 P 120
OAD 21 x 14.5

UA 1046
DOOR PILLAR POST
kg/m 1.072 P 288
OAD 65 x 44

UA 1047
PILLAR POST JAMB - 42mm Door
kg/m 0.354 P 138
OAD 47 x 14

UA 1313
DOUBLE GLAZING CAP
kg/m 0.253 P 136
OAD 48.8 x 9.2

UA 1314
DOUBLE GLAZING BASE
kg/m 1.092 P 435
OAD 106 x 25.5 Infill 466

UA 1315
DOOR JAMB CAP
kg/m 0.100 P 73
OAD 13.8 x 12.7

UA 1316
DOOR JAMB - 42mm Door
kg/m 0.904 P 317
OAD 47 x 39

UA 1788
DOOR JAMB - 42mm Door
kg/m 0.671 P 234
OAD 48 x 27.8

UA 2062
DOOR JAMB - 47mm Door
kg/m 0.690 P 243
OAD 53 x 27

UA 2400
GLAZING BAR MULLION
kg/m 0.786 P 295
OAD 45 x 44

UA 3209
GLAZING BEAD
If Anodised
kg/m 0.178 P 121
OAD 21 x 14.5

INFILLS SOLD SEPARATELY

UA 1181

FLAT BAR (Skirting)
kg/m 0.305 P59
OAD 25 x 4.5

UA 1934

13mm GIB LINING CAP
kg/m 0.353 P 176
OAD 35.8 X 20

UA 1941

SKIRTING
kg/m 0.440 P 219
OAD 35.8 x 20 Infill 11

UA 2542


10mm GIB LINING CAP
kg/m 0.347 P173
OAD 37.30 x 17.00

UA 4587

SKIRTING
kg/m 0.414 P 194
OAD 80 x 5.2 Infill 12

UA 4588

SKIRTING
kg/m 0.630 P 294
OAD 130 x 5.2 Infill 12



DIAGRAMS ACTUAL SIZE UNLESS OTHERWISE INDICATED.
DIAGRAMS ARE SCHEMATIC ONLY AND NOT INTENDED AS SPECIFICATION DRAWINGS.
OAD = OVERALL DIMENSIONS
P = EXT PERIPHERY
© ULLRICH ALUMINIUM CO LTD

INFILLS SOLD SEPARATELY

ACCESSORIES

WOODPILE - Black and Grey

12.7 - 700 B
12.7 - 700 G
6.9 - 450 B
6.9 - 450 G
6.9 - 700 B
6.9 - 700 G
6.9 - 900 B
6.9 - 900 G

STEEL STUD

0.55 × 63.0mm × 3.4m length
0.55 × 63.0mm × 2.7m length
0.56 × 63.5mm × 3.0m length
0.57 × 63.5mm × 3.6m length
0.58 × 65.0mm × 3.0m length bottom track

100mm FLUSH BUTT HINGES - Aluminium

Satin Silver - Anodised
Satin Black - Anodised
Satin Bronze - Anodised
Powdercoated (Standard Oxyplast Colours)

DRYWALL SCREWS

32 × 8ga ZP
45 × 8ga ZP

GLAZING WEDGES


422
420
466

DIE INSERTS

Die 11
Die 12

HINGE 7 GAUGE HEAD

8ga 5/8 ZP or St St
8ga 1 1/2 ZP or St St




Designer 1000 is a revolutionary concept in partitioning systems from Ullrich Aluminium.

Designer 1000 gives you the versatility and resources to individualise partitioning suites for each client. Your design options are virtually limitless using a limited number of sections which are always held in stock by the manufacturer for immediate delivery. The resulting savings in costs are significant.

With Designer 1000 no job is too small as cut lengths are offered, reduced wastage results in even more cost savings. Ease and speed of installation is where Designer 1000 scores again. Any qualified tradesperson can do the job eliminating franchised installers.

Designer 1000 is manufactured under strict quality controls from premium grade aluminium. Unique features of the system include slimline profiles with fully segregated 3 cavity cable ducting that accommodates all power and communication wiring.





All sections are available in either powder-coated or anodised finish. Powder-coat is produced in all B.S. colours and can be matched to the interior decor in gloss or matt finish. Anodising is available in gold, silver, bronze and gunmetal in two finishes - bright and satin.

Designer 1000 comes with compatible extras - glazing wedges, steel studding and all fixings. Glass doors are available to order. If required independent installers can be recommended to price your project.

For further information contact any Ullrich Office.

Refer to the back of this brochure for your nearest Ullrich Aluminium Sales Centre, or Freephone 0800 500 338

D E S I G N E R 1 0 0 0



DUCTING

UA 1037

EASY DUCT LID
kg/m 0.868 P 329
OAD 136 x 10

UA 1038

EASY DUCT BASE (2c)
kg/m 1.449 P 559
OAD 136 x 41

UA 1039

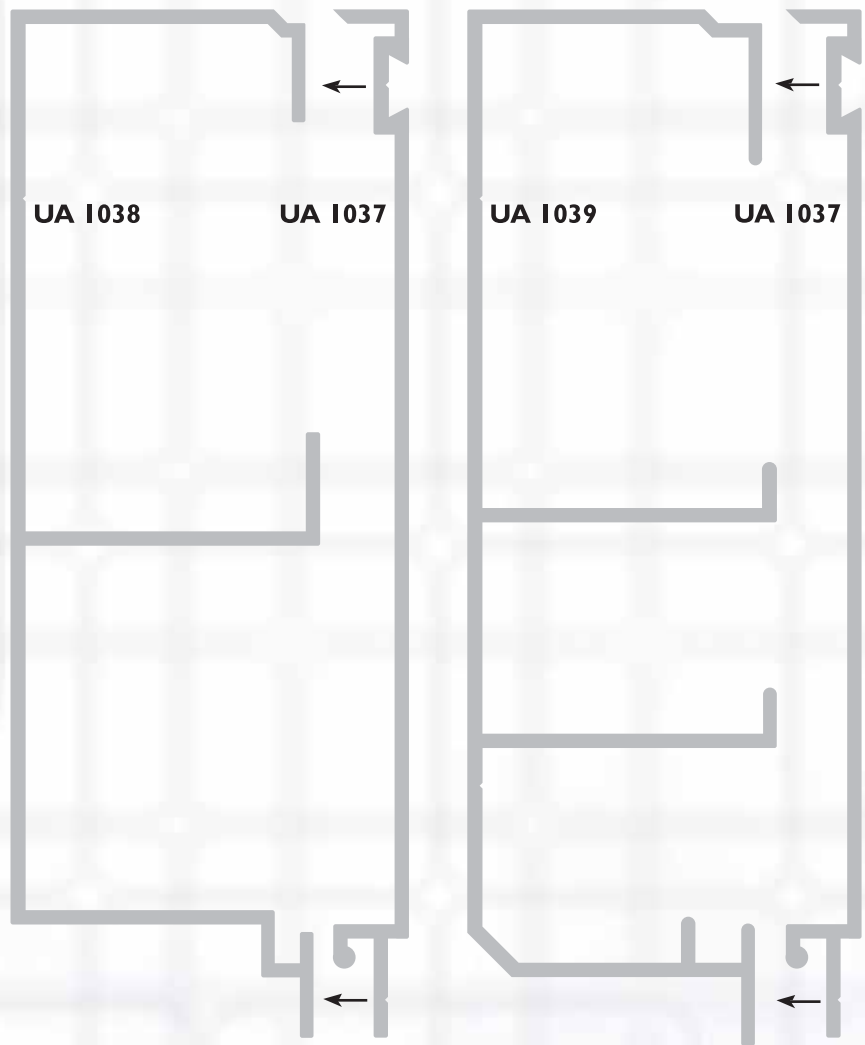
EASY DUCT BASE (3c)
kg/m 1.674 P 645
OAD 138 x 41

UA 2530

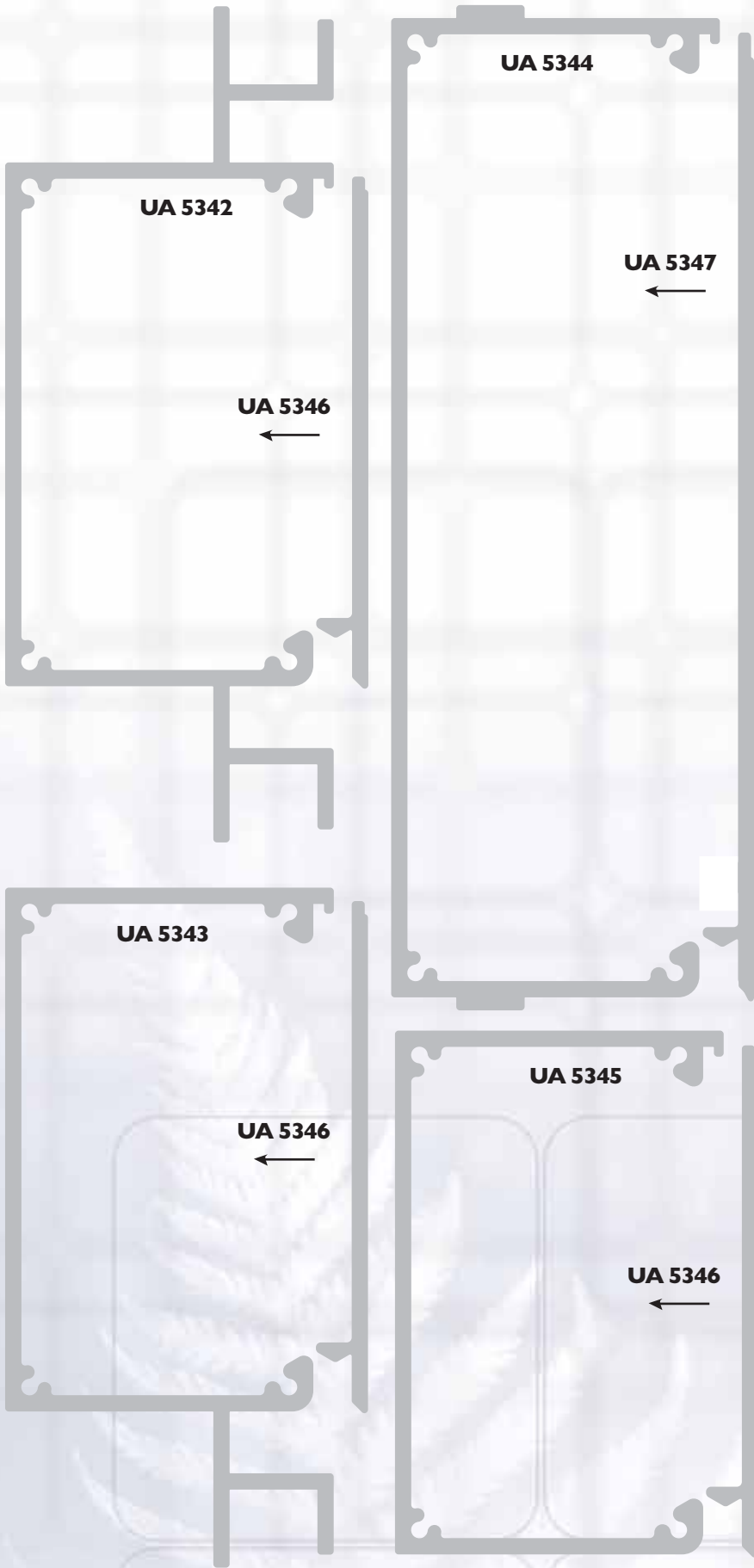
DUCT BASE
kg/m 1.457 P 612
OAD 45 x 32.5

UA 2531

DUCT LID
kg/m 0.581 P 354
OAD 120 x 30



DIAGRAMS ACTUAL SIZE UNLESS OTHERWISE INDICATED.
DIAGRAMS ARE SCHEMATIC ONLY AND NOT INTENDED AS SPECIFICATION DRAWINGS.
OAD = OVERALL DIMENSIONS
P = EXT PERIPHERY
© ULLRICH ALUMINIUM CO LTD



UA 5342
 13mm GIB DUCT CHANNEL
 kg/m 1.629 P 588 (80mm)
 OAD 128 x 50

UA 5343
 13mm GIB DUCT CHANNEL
 kg/m 1.359 P 489 (80mm)
 OAD 104 x 50

UA 5344
 DUCT CHANNEL (150mm)
 kg/m 1.575 P 538
 OAD 154 x 50

UA 5345
 DUCT CHANNEL (80mm)
 kg/m 1.089 P 391
 OAD 80 x 50

UA 5346
 DUCT LID fits 5342, 5343, 5345
 kg/m 0.442 P 169
 OAD 78.2 x 7.5

UA 5347
 DUCT LID fits 5344
 kg/m 0.823 P 310
 OAD 148.4 x 7.5



Phone for your nearest
ULLRICH ALUMINIUM SALES CENTRE

AUSTRALIA - 1300 650 075

NEW ZEALAND - 0800 500 338

- ALUMINIUM EXTRUSIONS
- ROLLED PRODUCTS
- FASTENINGS
- LADDERS
- SCAFFOLDS
- ULLTRACLAD CLADDING
- WINTEC WINDOWS & DOORS
- BUILDING PRODUCTS
- DECORATIVE METALS
- TEKNA MACHINERY

Map key:
 + MANUFACTURING
 ● SALES & DISTRIBUTION
 * EXTRUSION PLANT

Representative and franchised operations throughout the South Pacific

ULLRICH ALUMINIUM PTY LTD
 PO Box 2182 Smithfield NSW 2164
 185-187 Woodpark Rd Smithfield Australia
 Tel +61 2 8787 7400 Fax +61 2 9725 2784
 ullrich@ullrich.com.au www.ullrich.com.au

ULLRICH ALUMINIUM CO LTD
 PO Box 98 843 SAMC
 Manukau City 2240 New Zealand
 Tel +64 9 262 6262 Fax +64 9 262 6265
 alkalum@uacl.co.nz www.ullrich-aluminium.co.nz