

**ULLRICH DESIGNER PARTITIONING SYSTEMS**

# Designer

**PARTITIONING SYSTEMS**



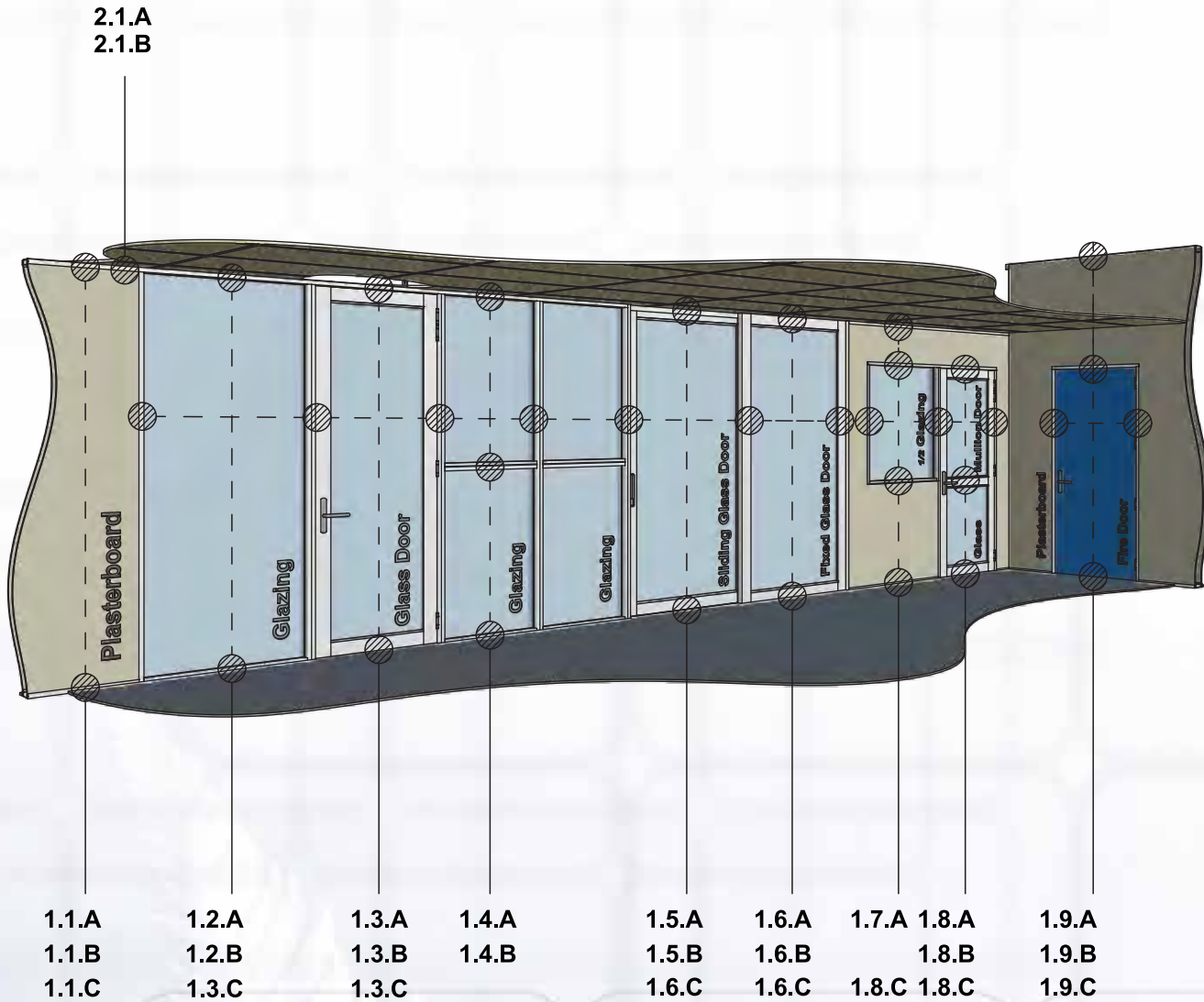
A NEW CONCEPT IN  
PARTITIONING

MODERN  
STYLISH  
SPACESAVING  
EASY INSTALLATION





# ULLRICH DESIGNER PARTITIONING SYSTEMS



- 6mm - 12.38mm MAXIMUM LAMINATED GLAZING THICKNESS
- 13mm / 16mm PLASTERBOARD ONLY
- 104mm PROFILES = 64mm STUD
- 130mm PROFILES = 92mm STUD

## ULLRICH ALUMINIUM DESIGNER PARTITIONING SYSTEMS

0.0.0 SHEET  
DISPLAY WALL ASSEMBLY

Installation Reference Details

www.ullrich.com.au  
AUS 1300 650 075

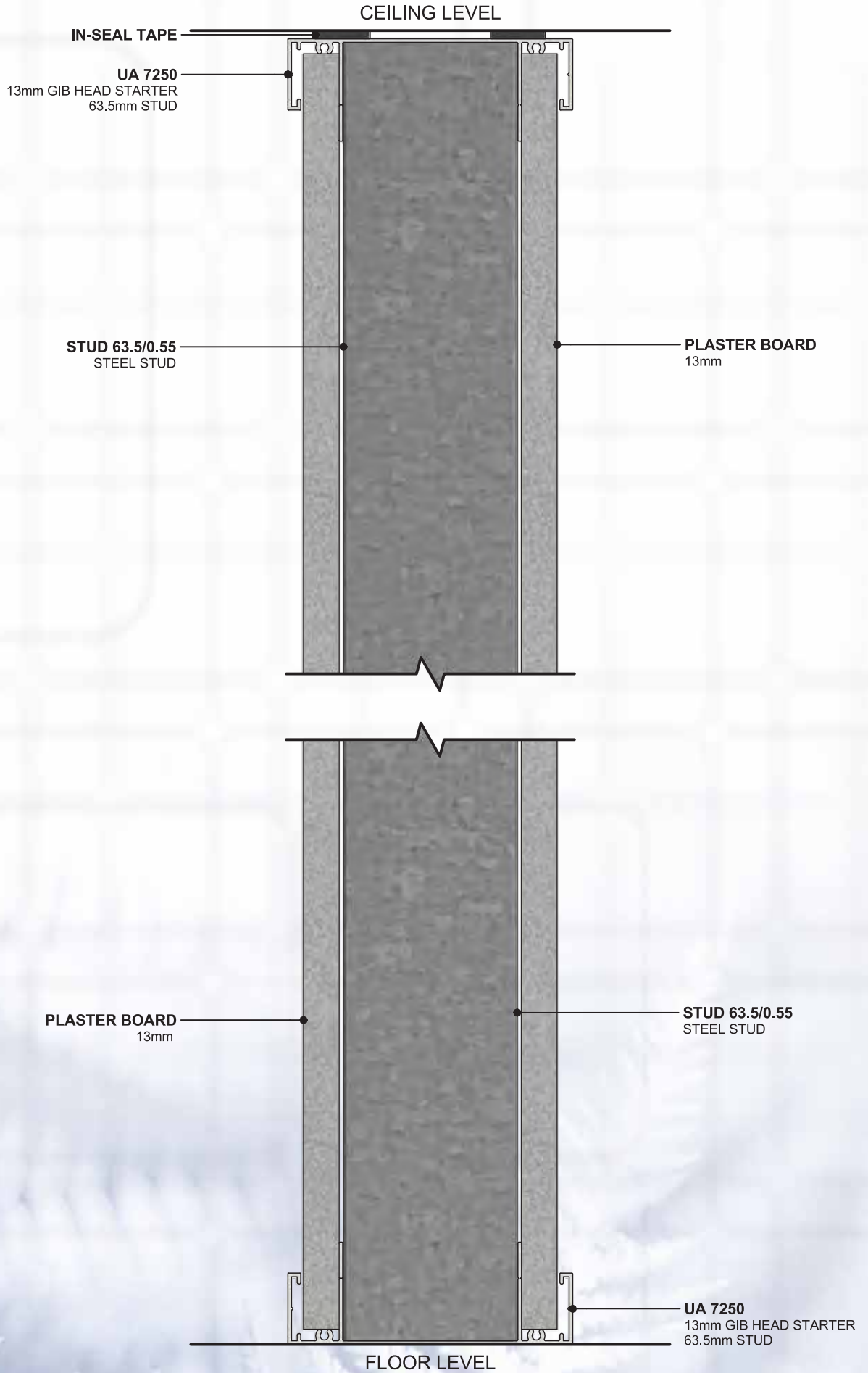
www.ullrich.co.nz  
NZL 0800 500 338

NOTE: NOT ALL ALUMINIUM EXTRUSIONS ARE AVAILABLE EX-STOCK. CHECK WITH YOUR LOCAL BRANCH FOR ADVICE ON AVAILABILITY.

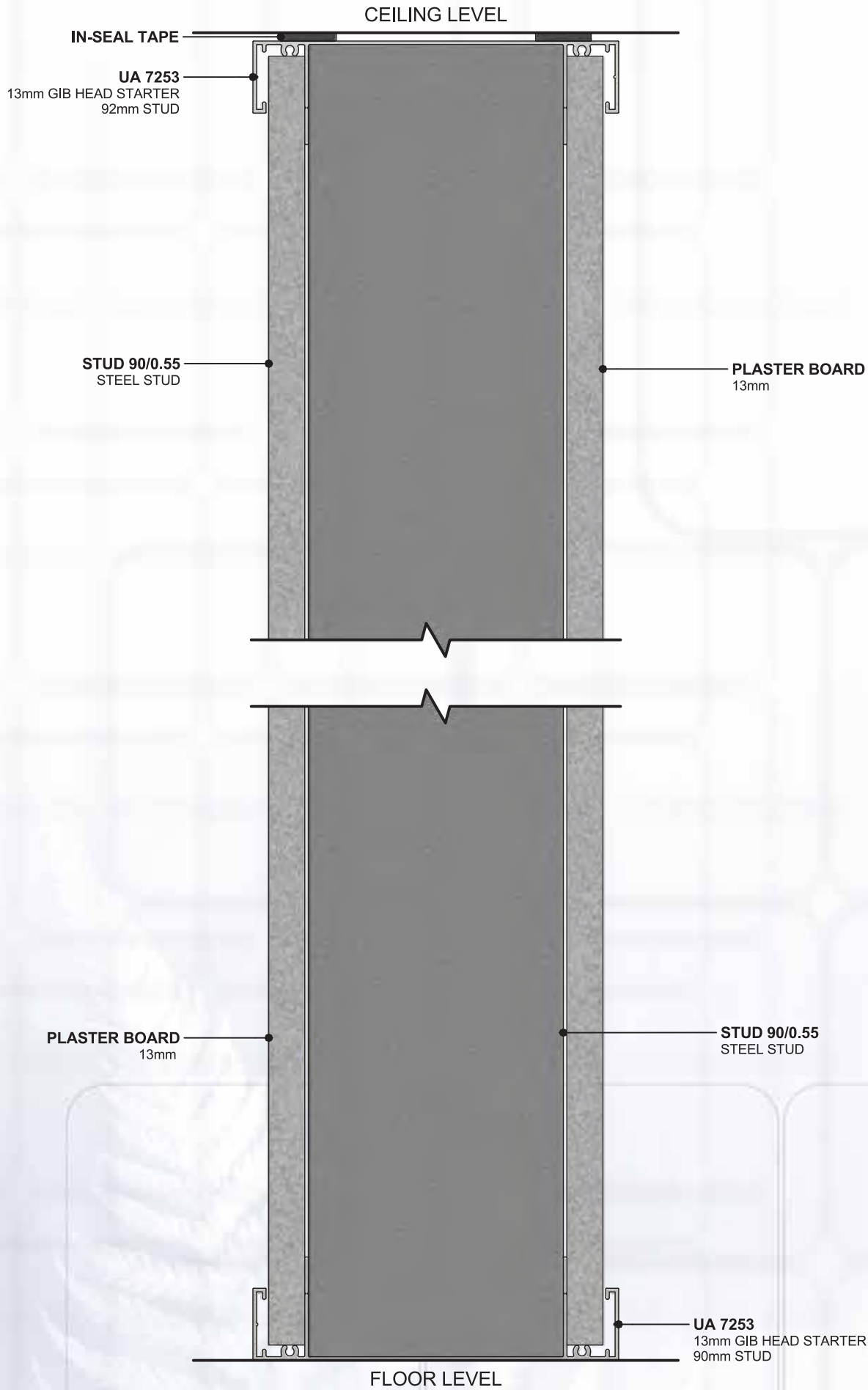


# Installation Reference Details

www.ullrich.co.nz  
NZL 0800 500 338  
www.ullrich.com.au  
AUS 1300 650 075  
NOTE: NOT ALL ALUMINIUM EXTRUSIONS ARE AVAILABLE EX-STOCK. CHECK WITH YOUR LOCAL BRANCH FOR ADVICE ON AVAILABILITY



**ULLRICH ALUMINIUM**  
**DESIGNER PARTITIONING SYSTEMS 104 63.5mm - STEEL STUD WALL**  
**1.1.A SHEET**  
VERTICAL CROSS SECTION DETAIL



# Installation Reference Details

www.ullrich.com.au  
 AUS 1300 650 075  
 www.ullrich.co.nz  
 NZL 0800 500 338  
 NOTE: NOT ALL ALUMINIUM EXTRUSIONS ARE AVAILABLE EX-STOCK. CHECK WITH YOUR LOCAL BRANCH FOR ADVICE ON AVAILABILITY



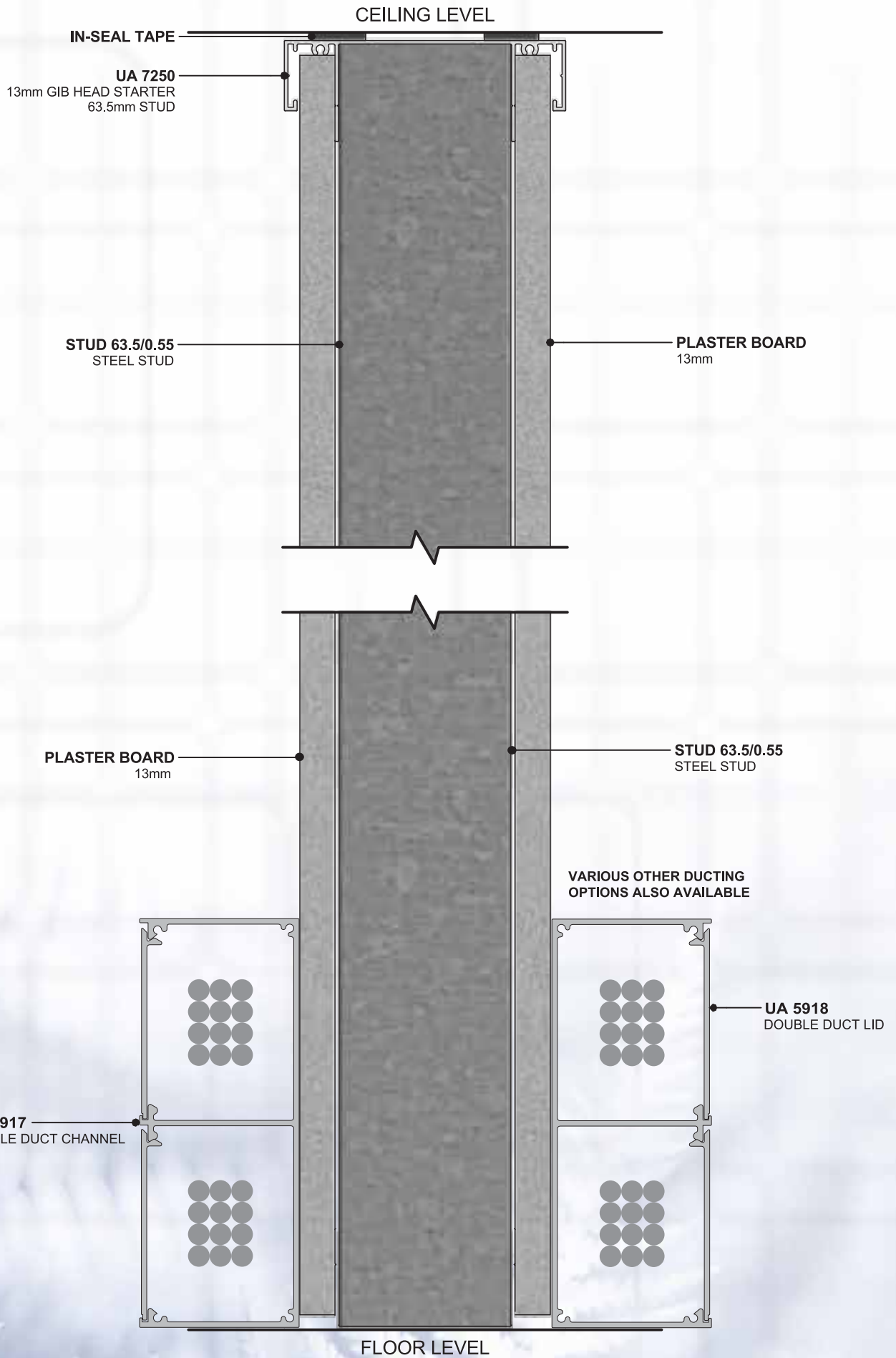
# Installation Reference Details

www.ullrich.com.au  
AUS 1300 650 075  
www.ullrich.co.nz  
NZL 0800 500 338  
NOTE: NOT ALL ALUMINIUM EXTRUSIONS ARE AVAILABLE EX-STOCK. CHECK WITH YOUR LOCAL BRANCH FOR ADVICE ON AVAILABILITY





**ULLRICH ALUMINIUM**  
**DESIGNER PARTITIONING SYSTEMS 104 63.5mm - STEEL STUD WALL WITH DUCTING**  
**1.1.C SHEET**  
VERTICAL CROSS SECTION DETAIL

© ULLRICH ALUMINIUM CO LTD 2016

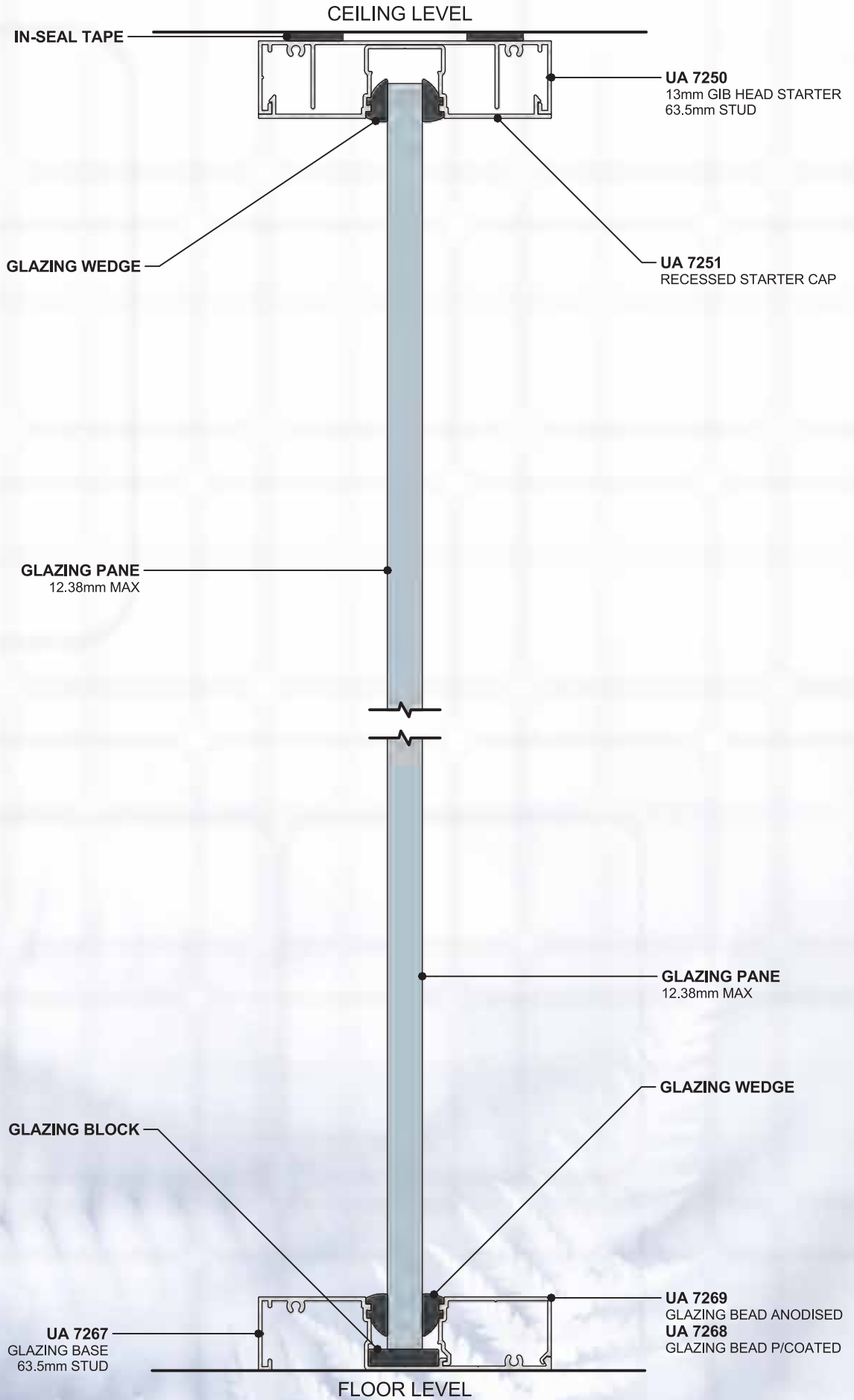






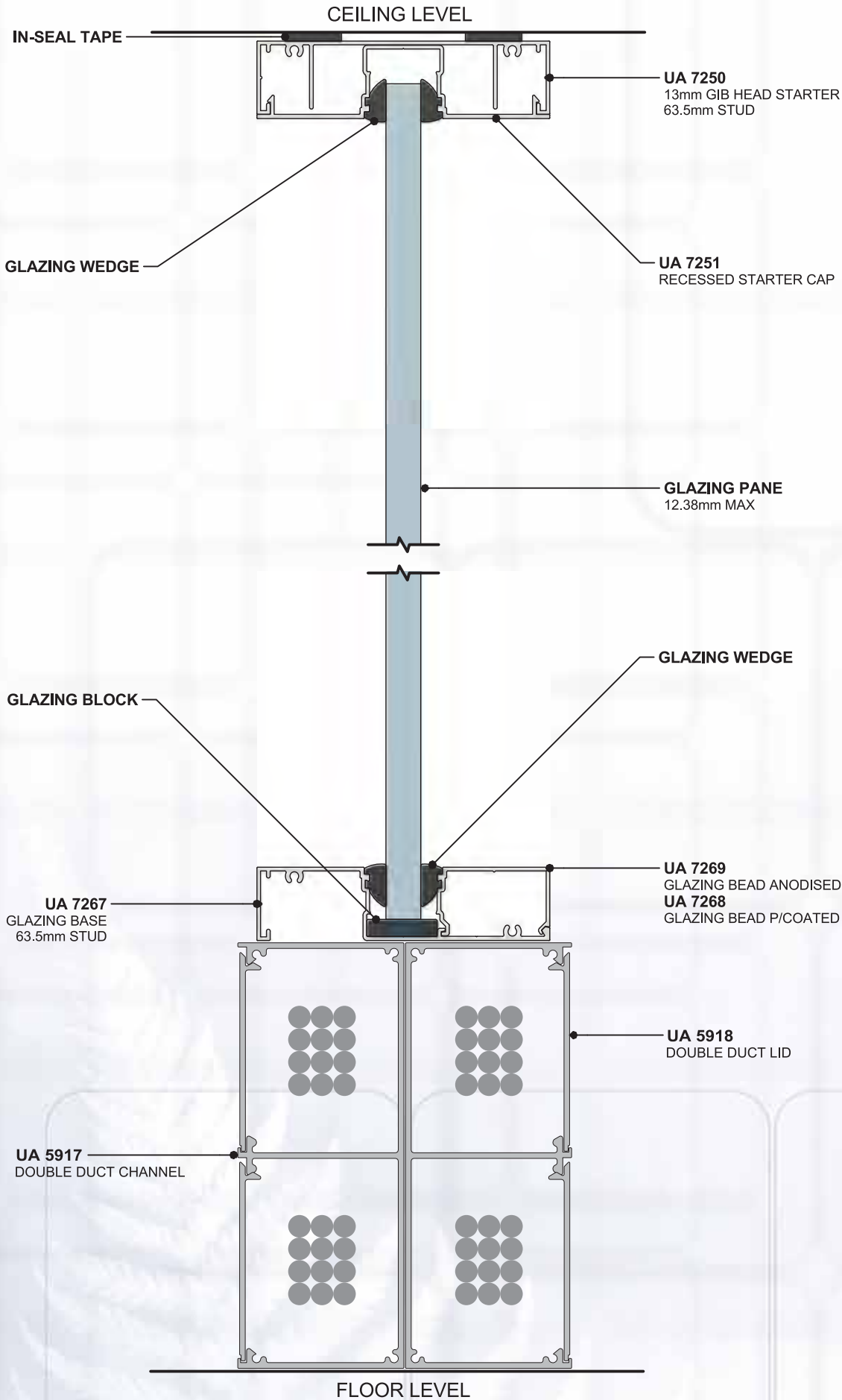
# Installation Reference Details

www.ullrich.co.nz  
NZL 0800 500 338  
www.ullrich.com.au  
AUS 1300 650 075  
NOTE: NOT ALL ALUMINIUM EXTRUSIONS ARE AVAILABLE EX-STOCK. CHECK WITH YOUR LOCAL BRANCH FOR ADVICE ON AVAILABILITY.



**ULLRICH ALUMINIUM**  
**DESIGNER PARTITIONING SYSTEM 104 63.5mm - FULL HEIGHT GLAZING**  
**1.2.A** SHEET  
VERTICAL CROSS SECTION DETAIL





# Installation Reference Details

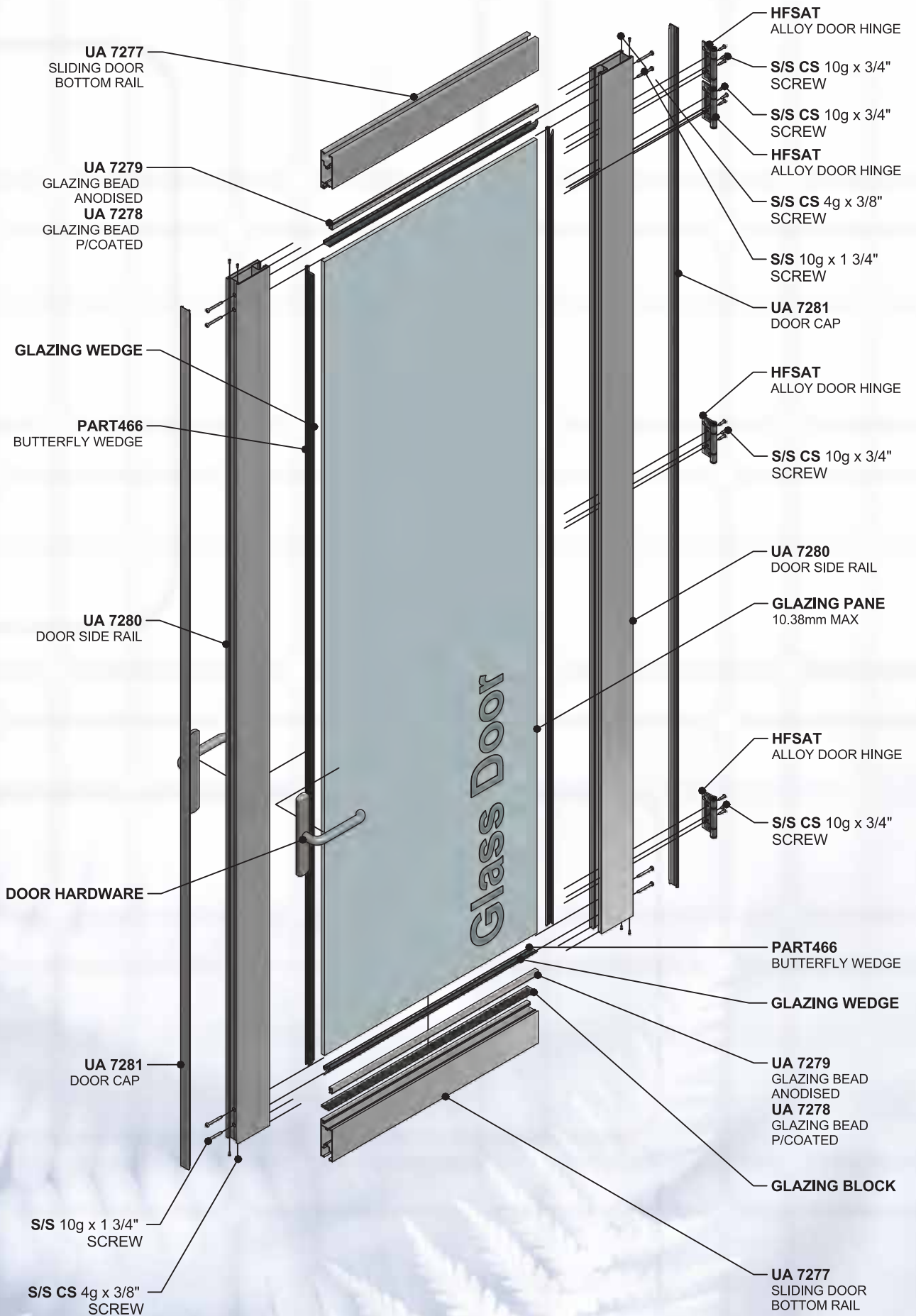
www.ullrich.com.au  
 AUS 1300 650 075  
 www.ullrich.co.nz  
 NZL 0800 500 338  
 NOTE: NOT ALL ALUMINIUM EXTRUSIONS ARE AVAILABLE EX-STOCK. CHECK WITH YOUR LOCAL BRANCH FOR ADVICE ON AVAILABILITY



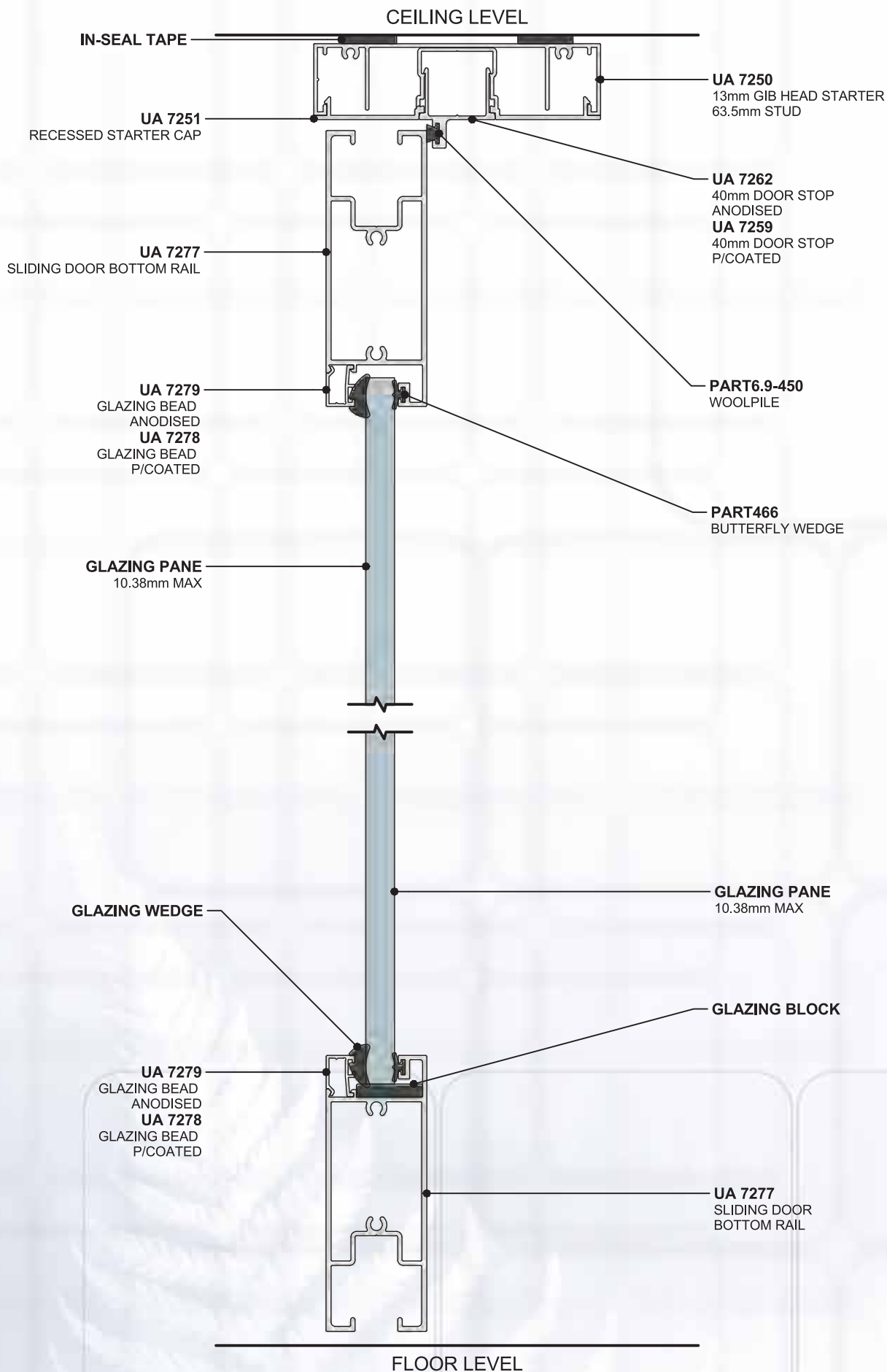
# Installation Reference Details

www.ullrich.co.nz  
 NZL 0800 500 338  
 www.ullrich.com.au  
 AUS 1300 650 075

NOTE: NOT ALL ALUMINIUM EXTRUSIONS ARE AVAILABLE EX-STOCK. CHECK WITH YOUR LOCAL BRANCH FOR ADVICE ON AVAILABILITY



**ULLRICH ALUMINIUM**  
**DESIGNER PARTITIONING SYSTEMS FULL HEIGHT GLASS DOOR**  
**1.3.A SHEET**  
**EXPLODED DETAIL**



# Installation Reference Details

www.ullrich.com.au  
**AUS 1300 650 075**

www.ullrich.co.nz  
**NZL 0800 500 338**

NOTE: NOT ALL ALUMINIUM EXTRUSIONS ARE AVAILABLE EX-STOCK. CHECK WITH YOUR LOCAL BRANCH FOR ADVICE ON AVAILABILITY

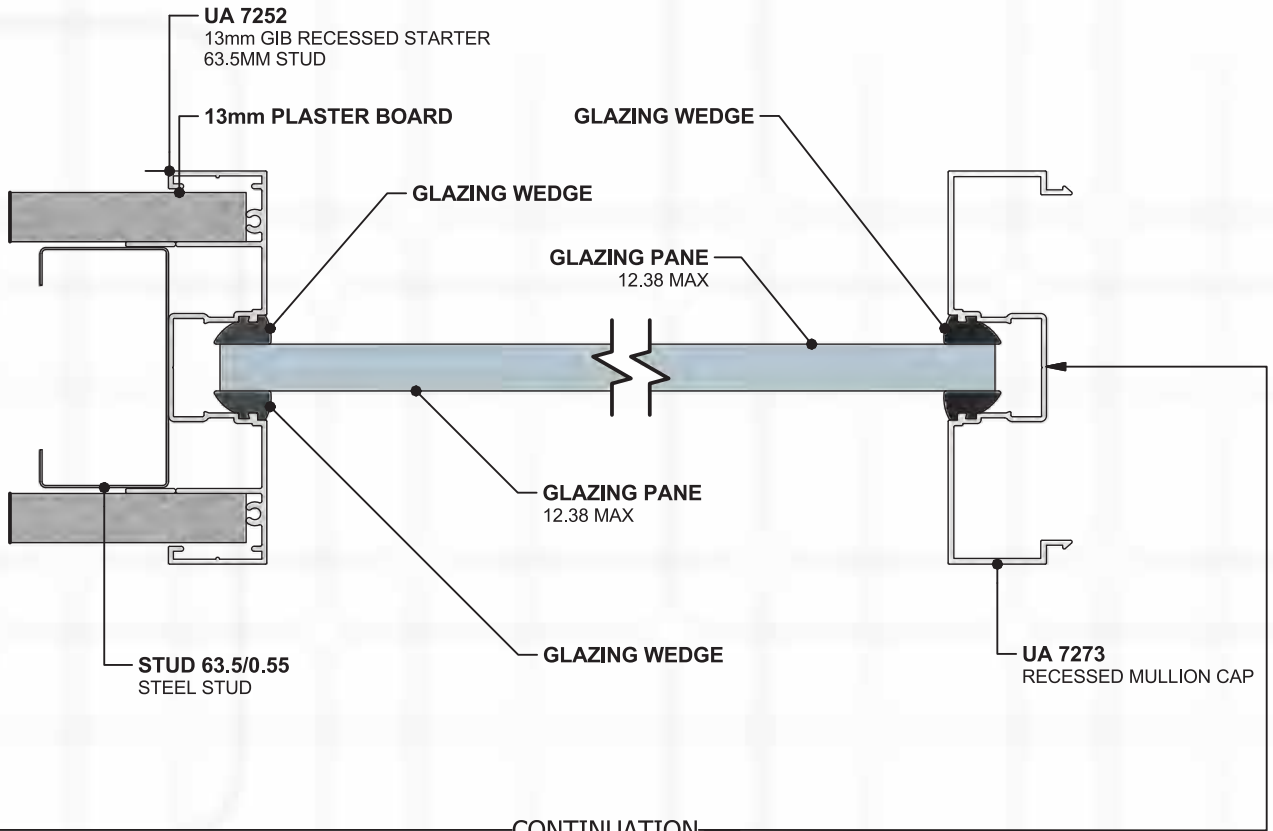




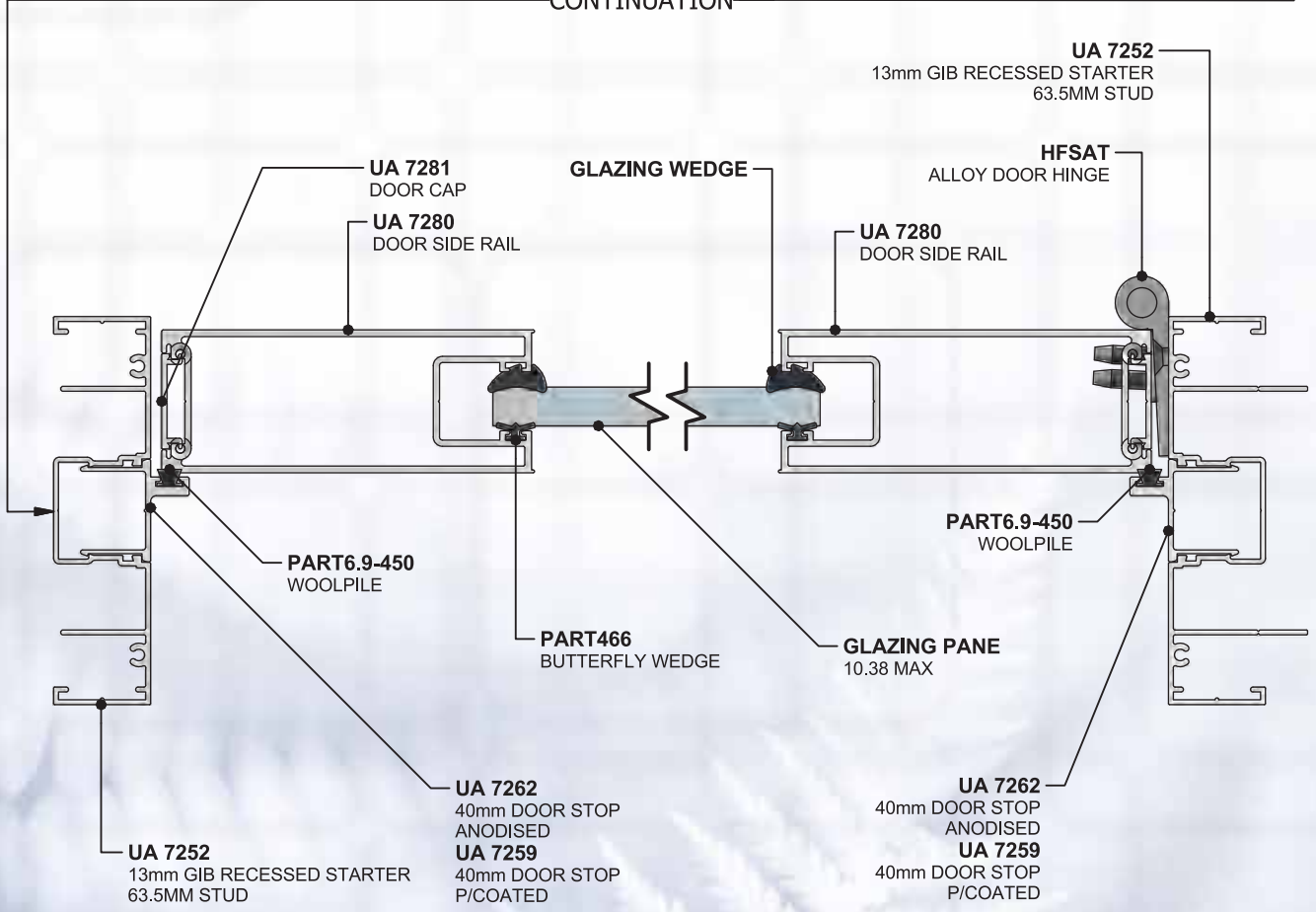
# Installation Reference Details

www.ullrich.com.au  
 AUS 1300 650 075  
 www.ullrich.co.nz  
 NZL 0800 500 338

NOTE: NOT ALL ALUMINIUM EXTRUSIONS ARE AVAILABLE EX-STOCK. CHECK WITH YOUR LOCAL BRANCH FOR ADVICE ON AVAILABILITY



CONTINUATION



**ULLRICH ALUMINIUM**  
**DESIGNER PARTITIONING SYSTEMS 104 63.5mm - GLAZING / GLASS DOOR**  
**1.3.C SHEET**  
 HORIZONTAL CROSS SECTION DETAIL



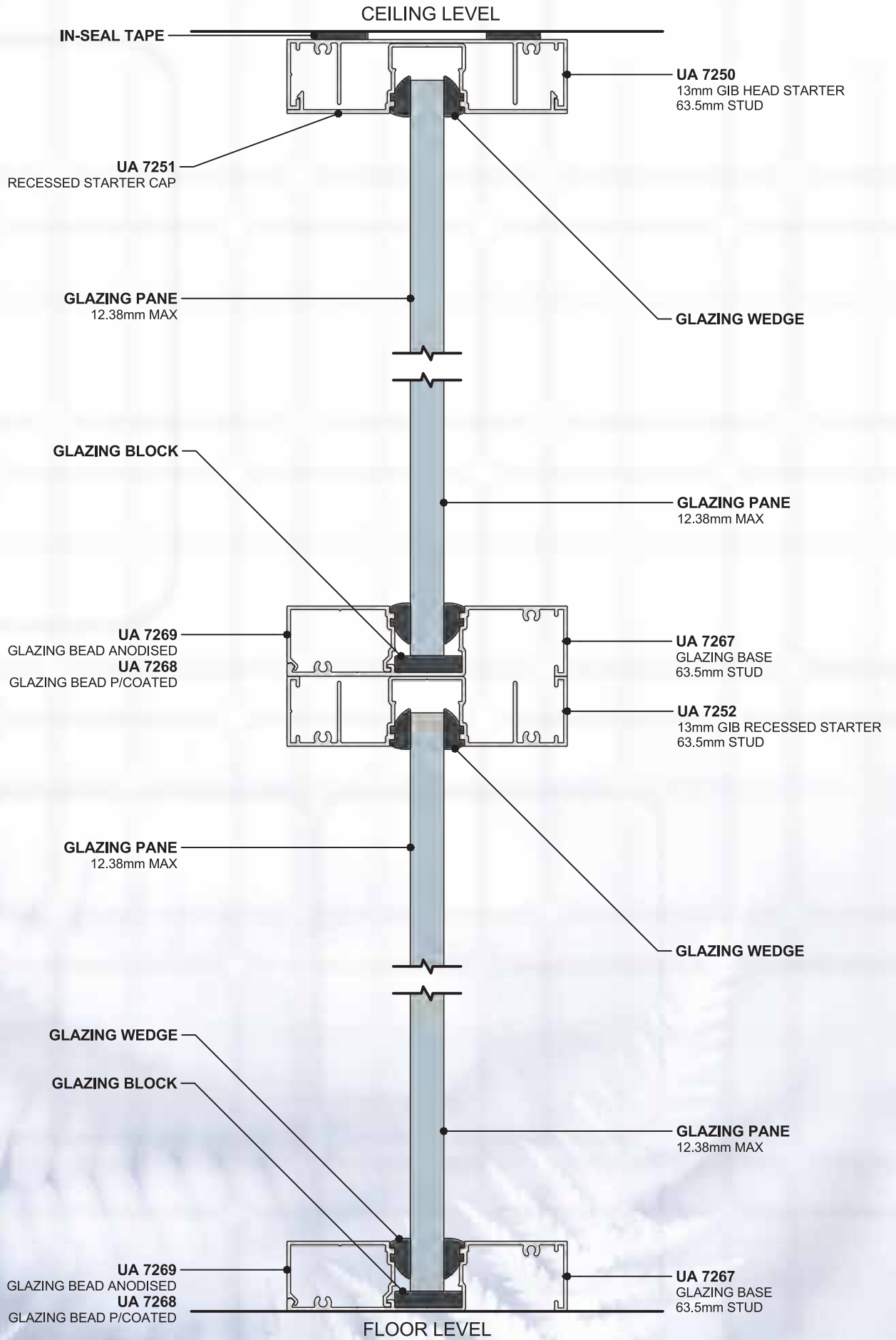




# Installation Reference Details

www.ullrich.co.nz  
 NZL 0800 500 338  
 www.ullrich.com.au  
 AUS 1300 650 075

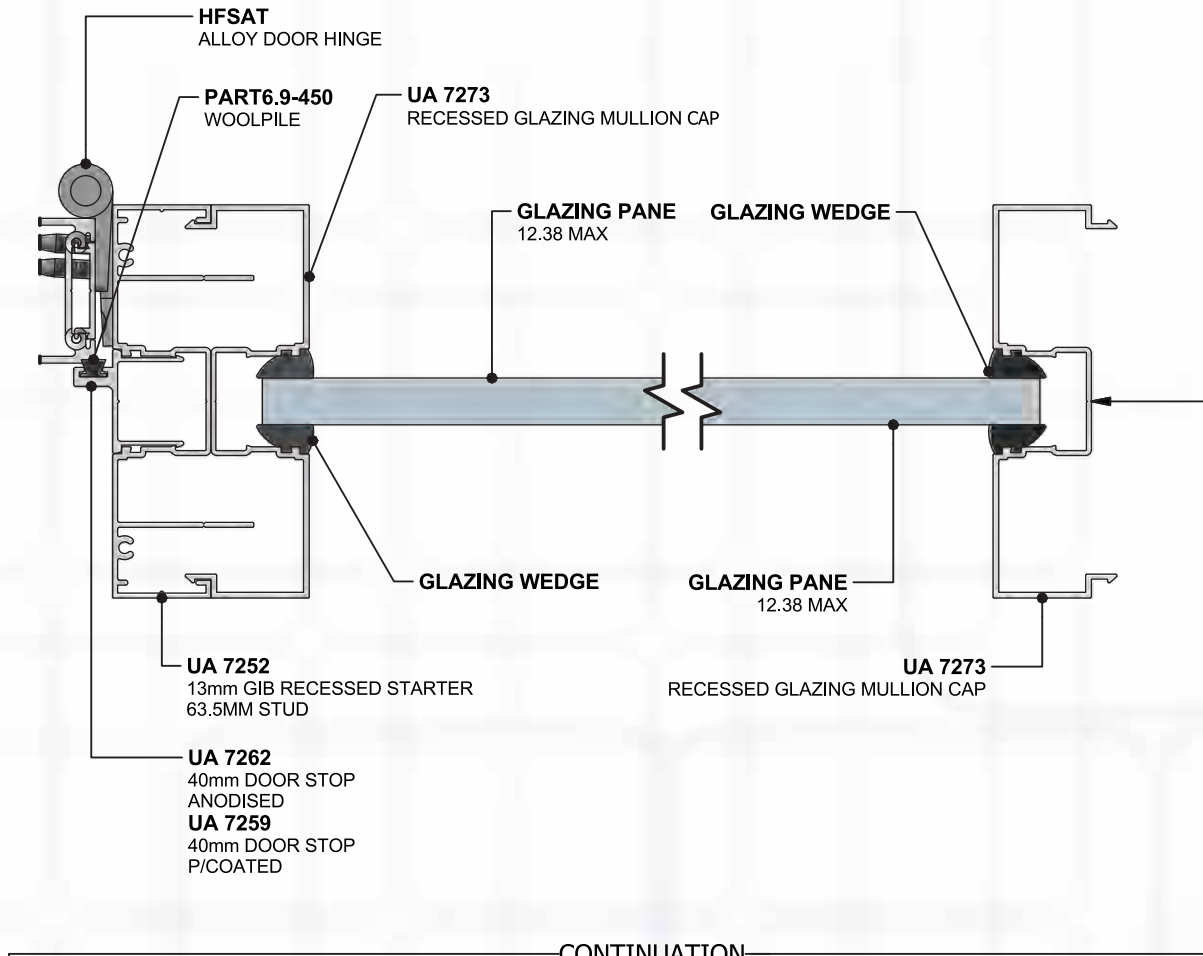
NOTE: NOT ALL ALUMINIUM EXTRUSIONS ARE AVAILABLE EX-STOCK. CHECK WITH YOUR LOCAL BRANCH FOR ADVICE ON AVAILABILITY



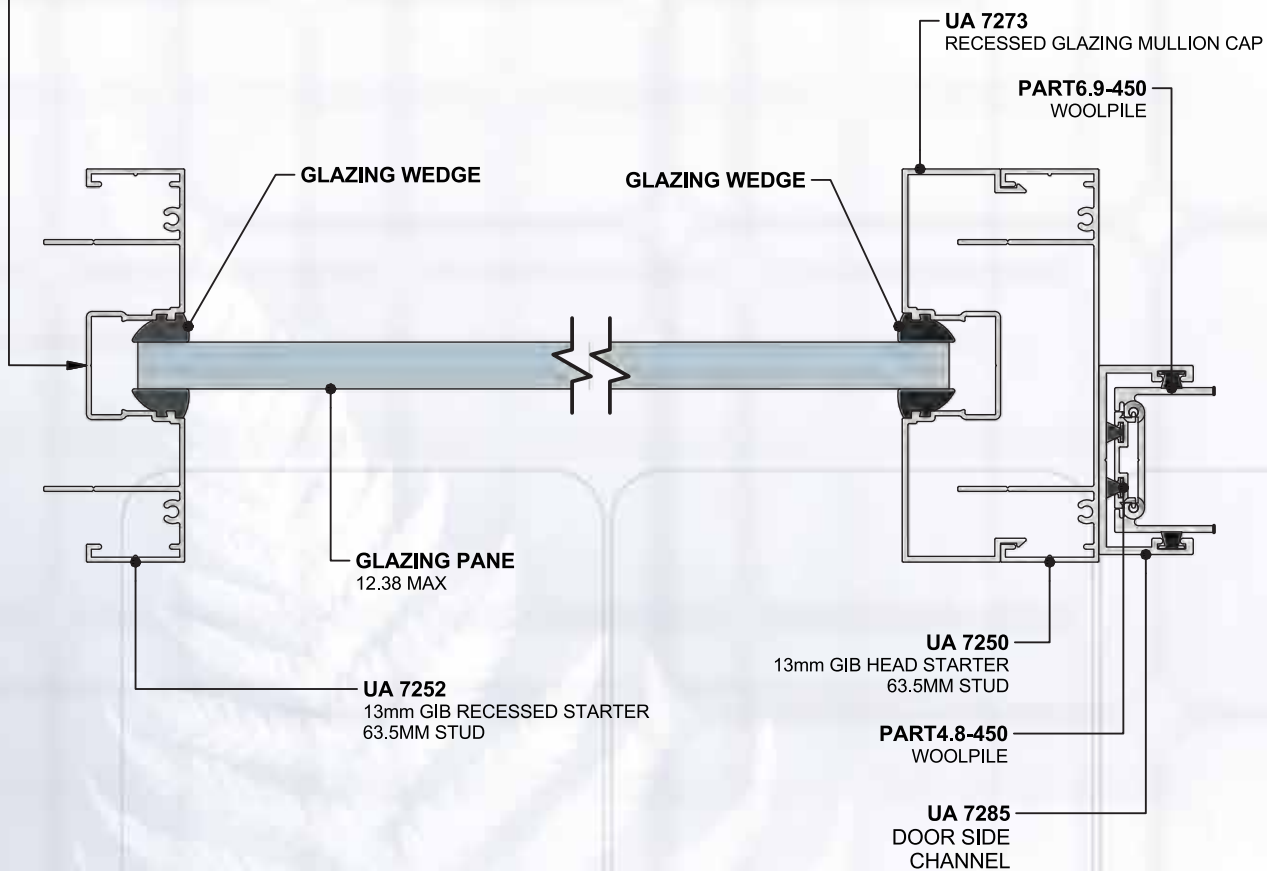
**ULLRICH ALUMINIUM**  
**DESIGNER PARTITIONING SYSTEMS 104 63.5mm - TRANSOM GLAZING**  
**1.4.A SHEET**  
 VERTICAL CROSS SECTION DETAIL



# Installation Reference Details



CONTINUATION

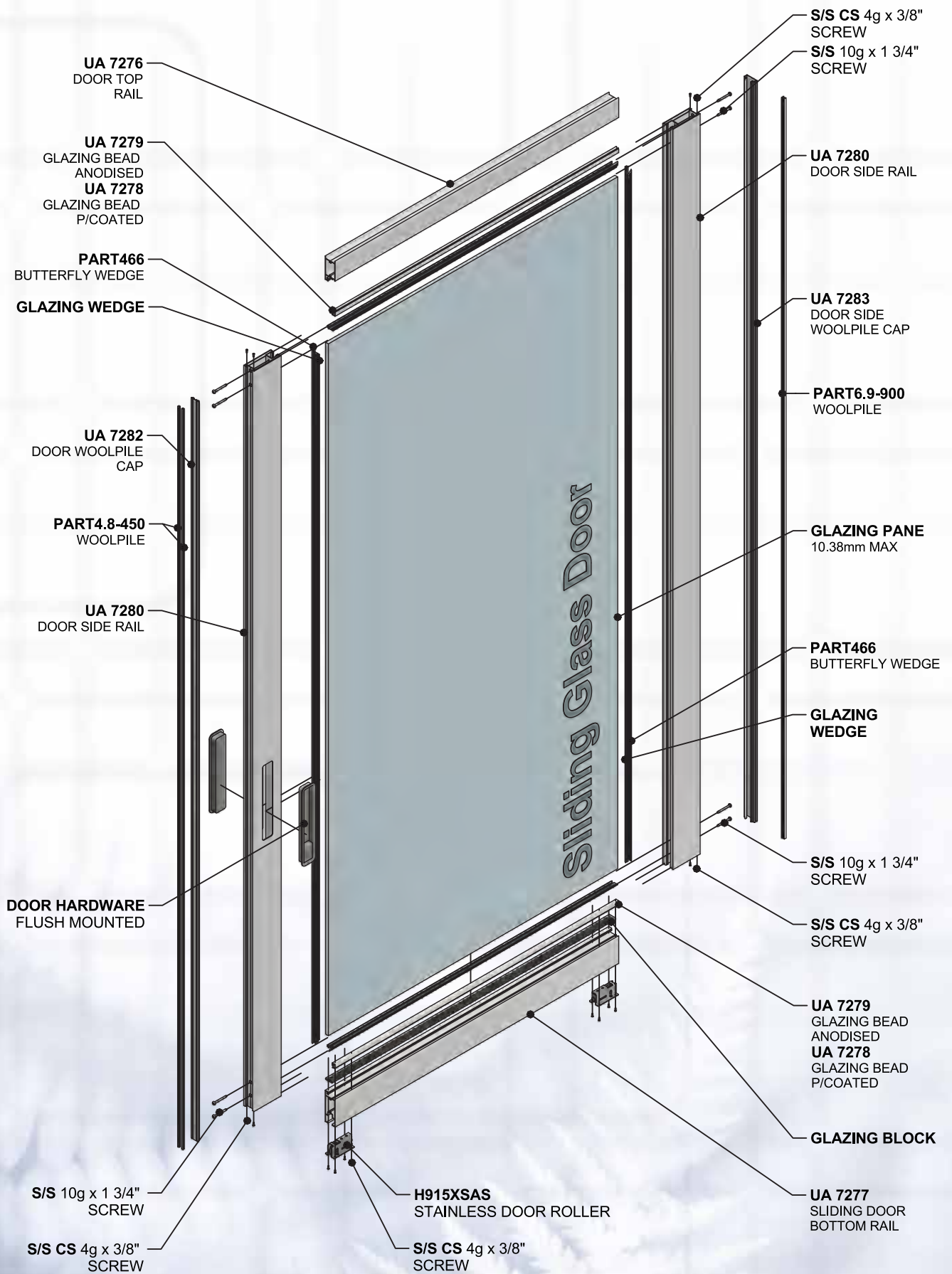


www.ullrich.com.au  
 AUS 1300 650 075  
 www.ullrich.co.nz  
 NZL 0800 500 338  
 NOTE: NOT ALL ALUMINIUM EXTRUSIONS ARE AVAILABLE EX-STOCK. CHECK WITH YOUR LOCAL BRANCH FOR ADVICE ON AVAILABILITY.

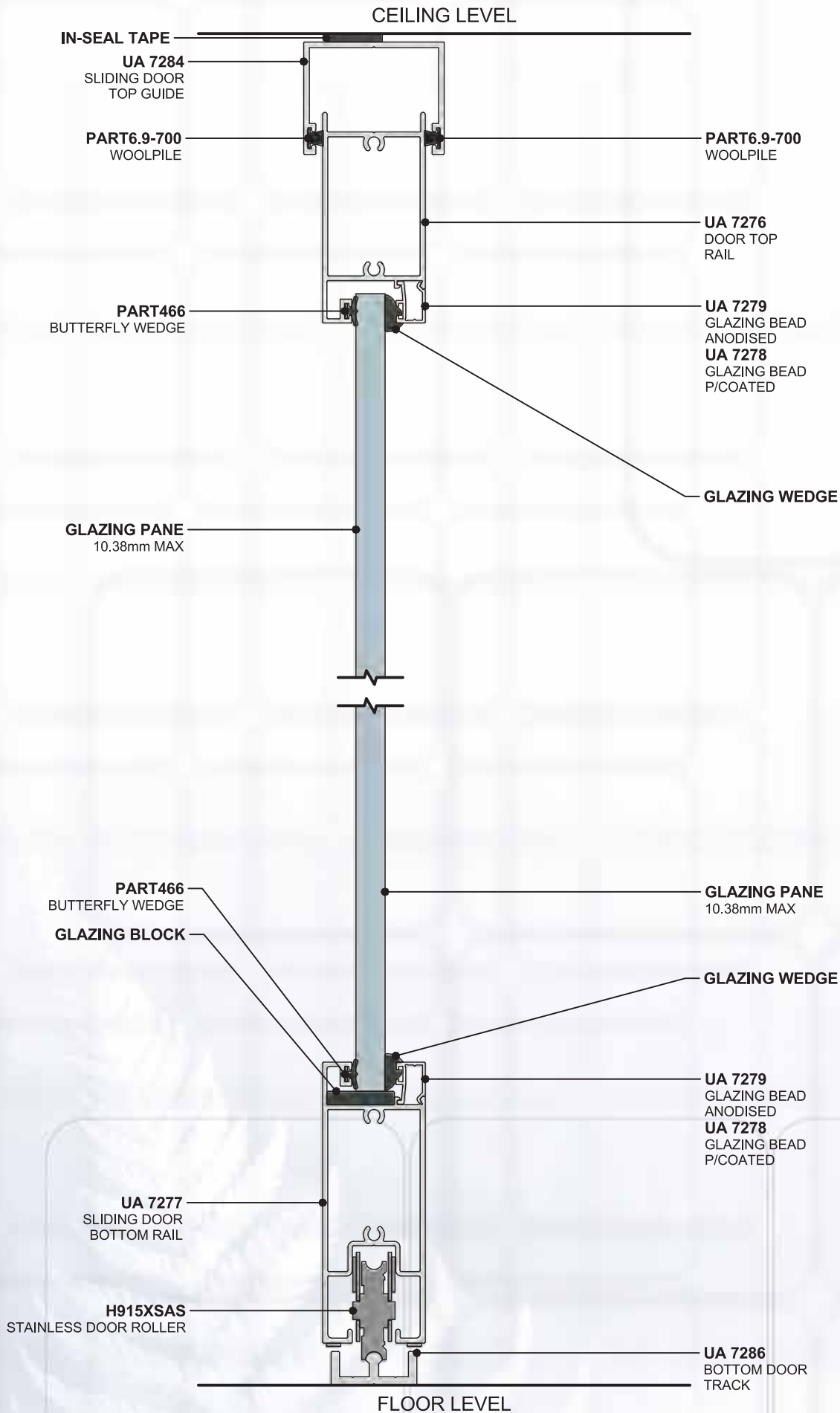


# Installation Reference Details

www.ullrich.co.nz  
 NZL 0800 500 338  
 www.ullrich.com.au  
 AUS 1300 650 075  
 NOTE: NOT ALL ALUMINIUM EXTRUSIONS ARE AVAILABLE EX-STOCK. CHECK WITH YOUR LOCAL BRANCH FOR ADVICE ON AVAILABILITY



**ULLRICH ALUMINIUM**  
**DESIGNER PARTITIONING SYSTEMS 104 63.5mm - FULL HEIGHT SLIDING GLASS DOOR**  
**1.5.A SHEET**  
**EXPLODED DETAIL**



# Installation Reference Details

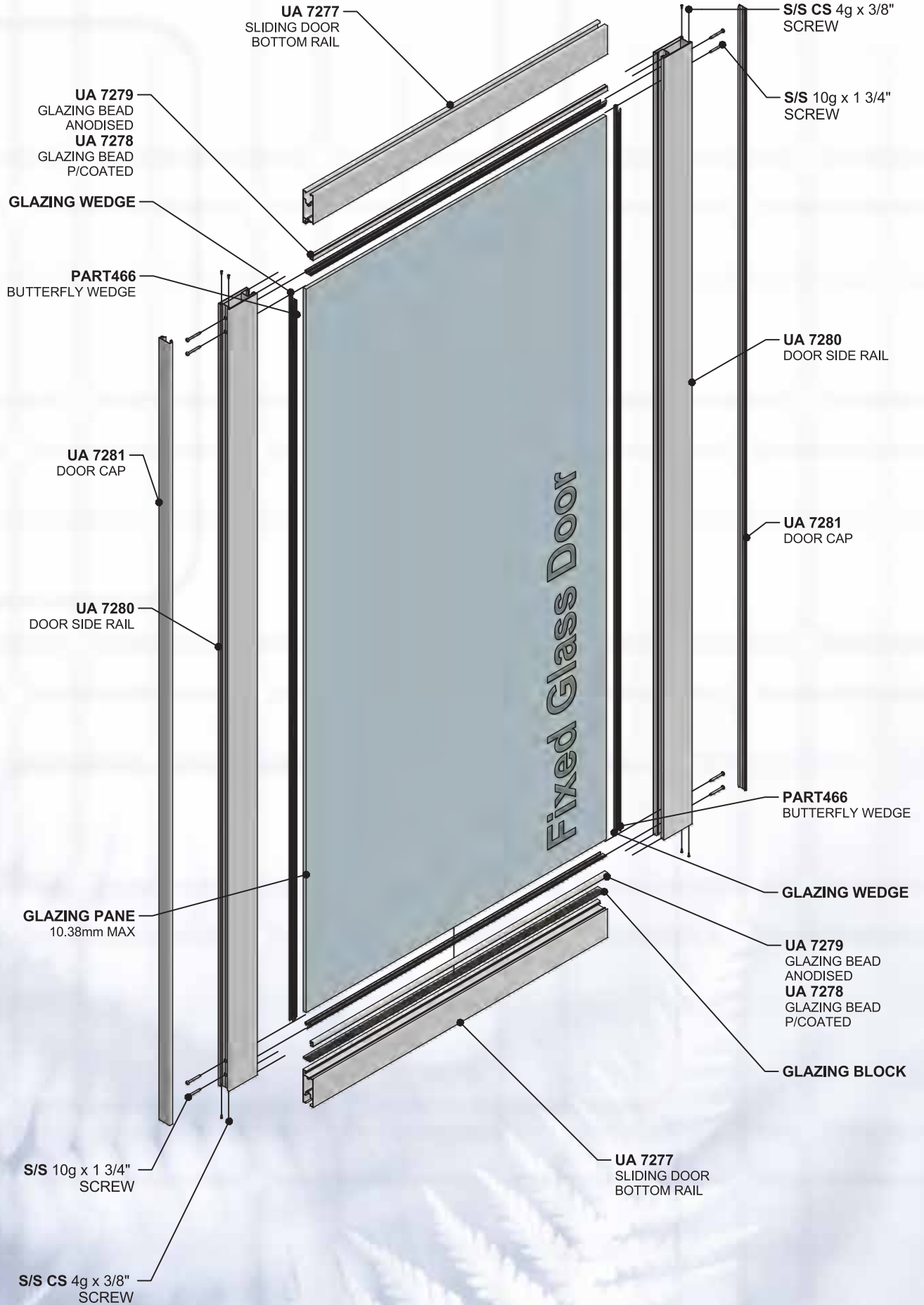
www.ullrich.com.au  
 AUS 1300 650 075  
 www.ullrich.co.nz  
 NZL 0800 500 338  
 NOTE: NOT ALL ALUMINIUM EXTRUSIONS ARE AVAILABLE EX-STOCK. CHECK WITH YOUR LOCAL BRANCH FOR ADVICE ON AVAILABILITY



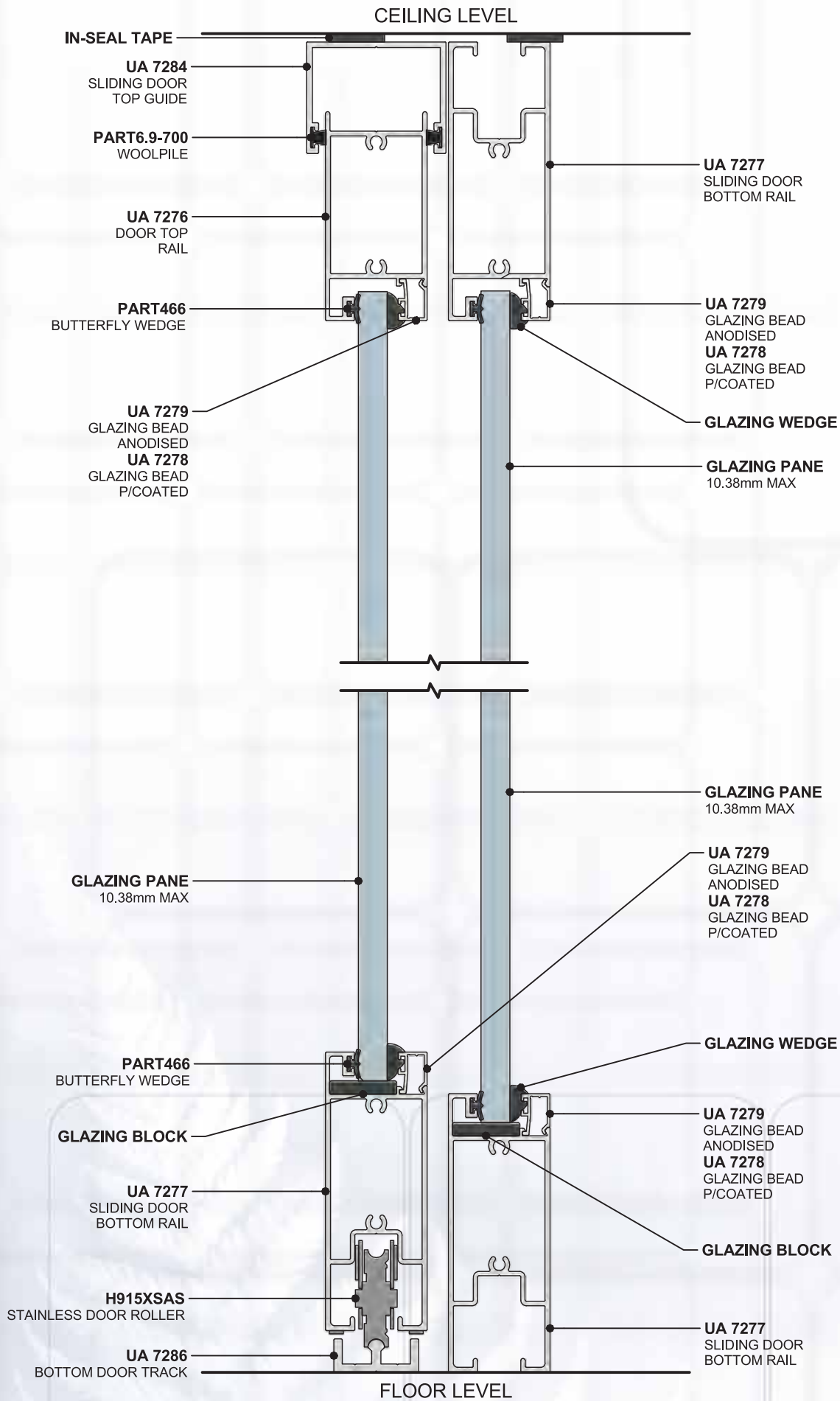


# Installation Reference Details

www.ullrich.com.au  
 AUS 1300 650 075  
 www.ullrich.co.nz  
 NZL 0800 500 338  
 NOTE: NOT ALL ALUMINIUM EXTRUSIONS ARE AVAILABLE EX-STOCK. CHECK WITH YOUR LOCAL BRANCH FOR ADVICE ON AVAILABILITY



**ULLRICH ALUMINIUM**  
**DESIGNER PARTITIONING SYSTEMS 104 63.5mm - FULL HEIGHT FIXED GLASS DOOR**  
**1.6.A SHEET**  
 EXPLODED DETAIL

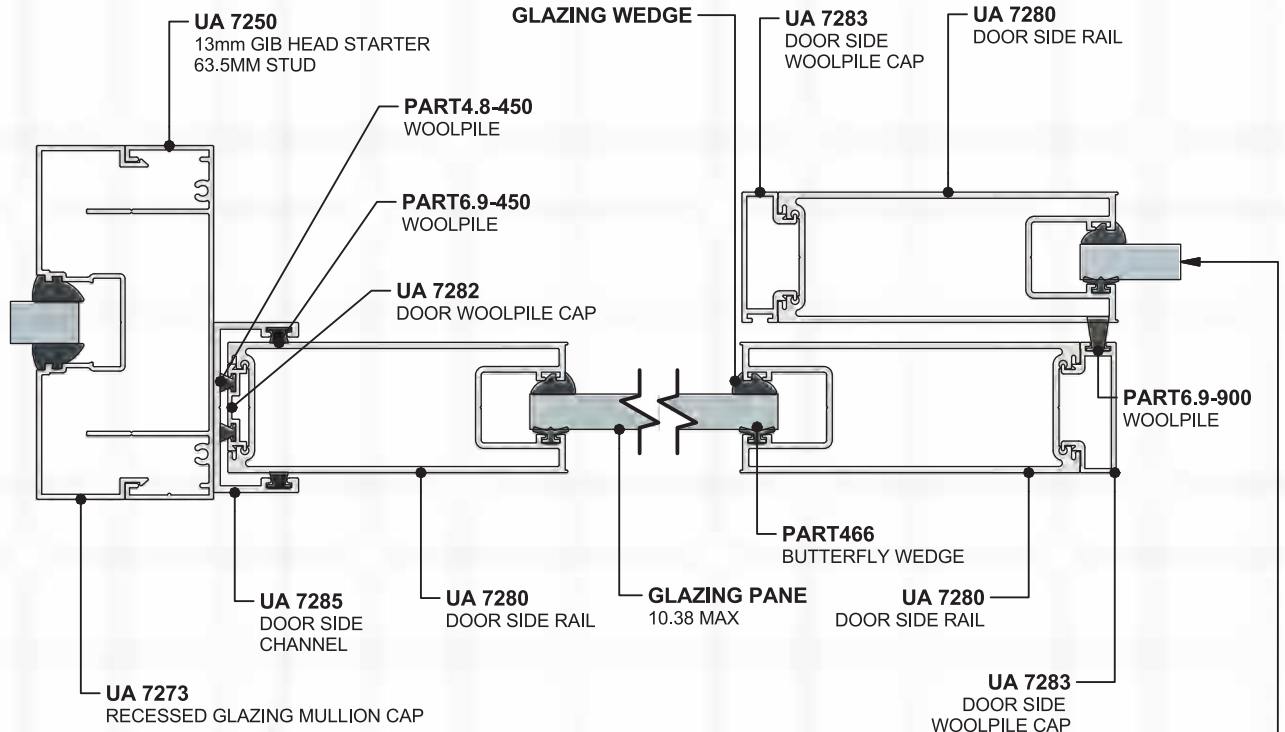


# Installation Reference Details

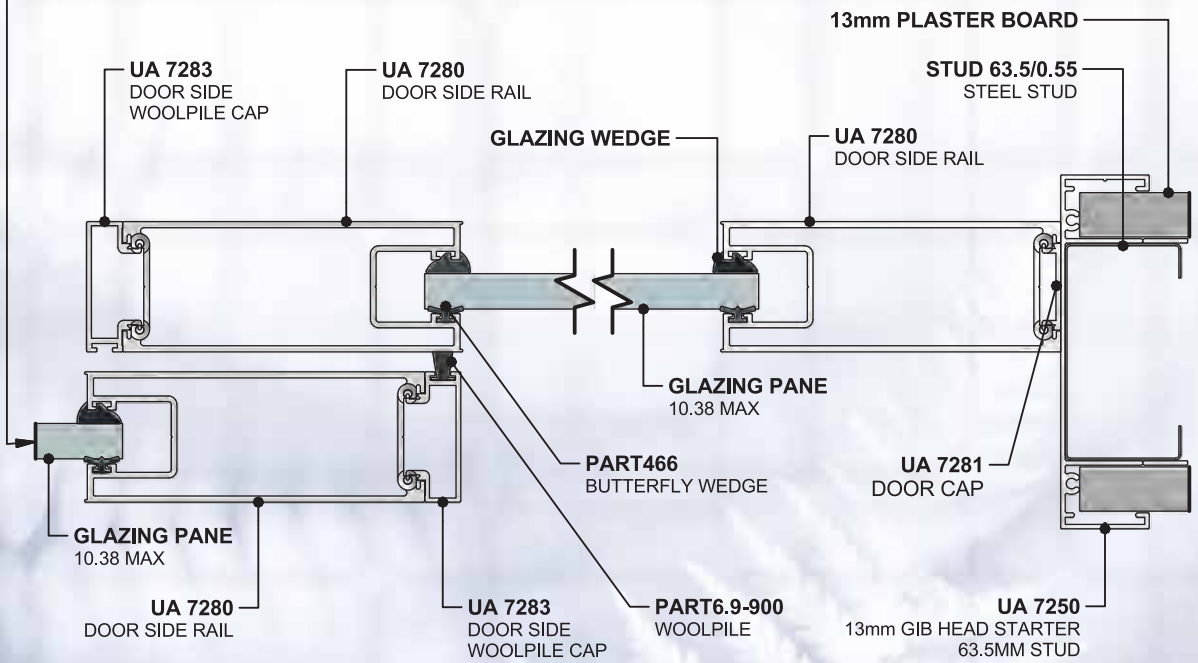
www.ullrich.com.au  
 AUS 1300 650 075  
 www.ullrich.co.nz  
 NZL 0800 500 338  
 NOTE: NOT ALL ALUMINIUM EXTRUSIONS ARE AVAILABLE EX-STOCK. CHECK WITH YOUR LOCAL BRANCH FOR ADVICE ON AVAILABILITY



# Installation Reference Details



CONTINUATION

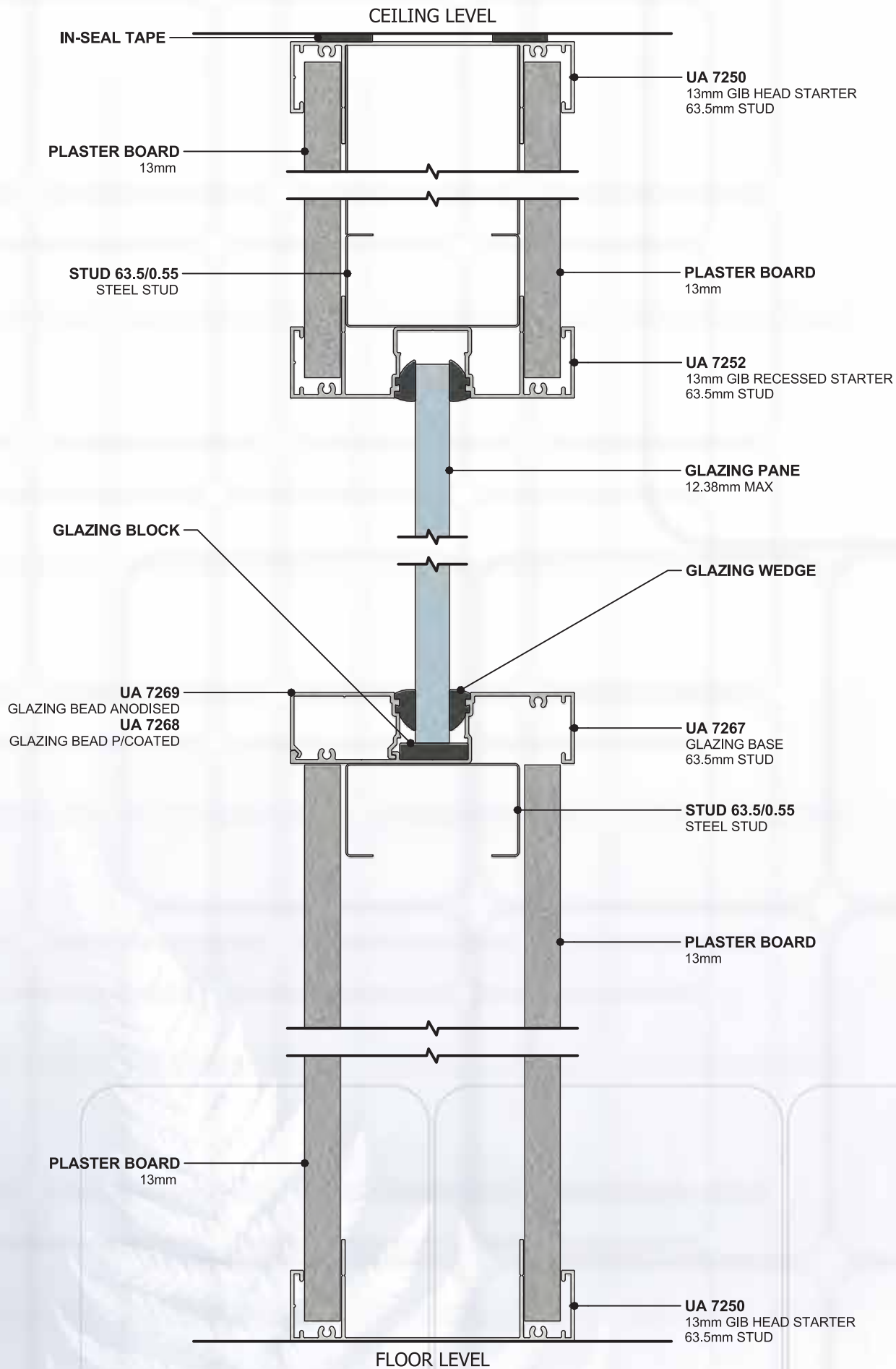


[www.ullrich.com.au](http://www.ullrich.com.au)  
 AUS 1300 650 075  
[www.ullrich.co.nz](http://www.ullrich.co.nz)  
 NZL 0800 500 338  
NOTE: NOT ALL ALUMINIUM EXTRUSIONS ARE AVAILABLE EX-STOCK. CHECK WITH YOUR LOCAL BRANCH FOR ADVICE ON AVAILABILITY.



**ULLRICH ALUMINIUM**  
**DESIGNER PARTITIONING SYSTEMS 104 63.5mm - SLIDING GLASS / FIXED GLASS DOOR**  
**1.6.C** SHEET  
 HORIZONTAL CROSS SECTION DETAIL





# Installation Reference Details

[www.ullrich.com.au](http://www.ullrich.com.au)  
**AUS 1300 650 075**  
[www.ullrich.co.nz](http://www.ullrich.co.nz)  
**NZL 0800 500 338**  
NOTE: NOT ALL ALUMINIUM EXTRUSIONS ARE AVAILABLE EX-STOCK. CHECK WITH YOUR LOCAL BRANCH FOR ADVICE ON AVAILABILITY



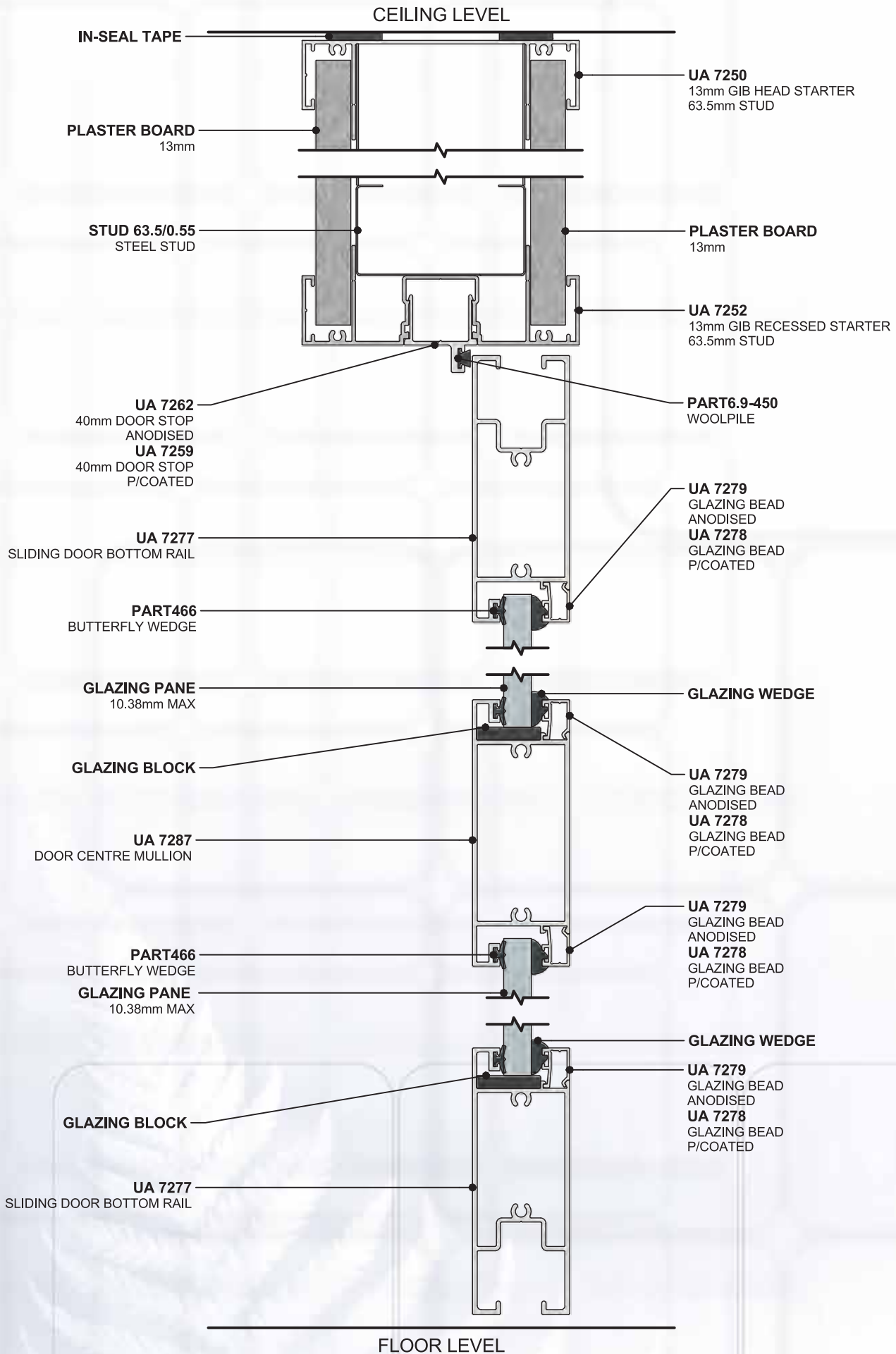


# Installation Reference Details

www.ullrich.com.au  
 AUS 1300 650 075

www.ullrich.co.nz  
 NZL 0800 500 338

NOTE: NOT ALL ALUMINIUM EXTRUSIONS ARE AVAILABLE EX-STOCK. CHECK WITH YOUR LOCAL BRANCH FOR ADVICE ON AVAILABILITY

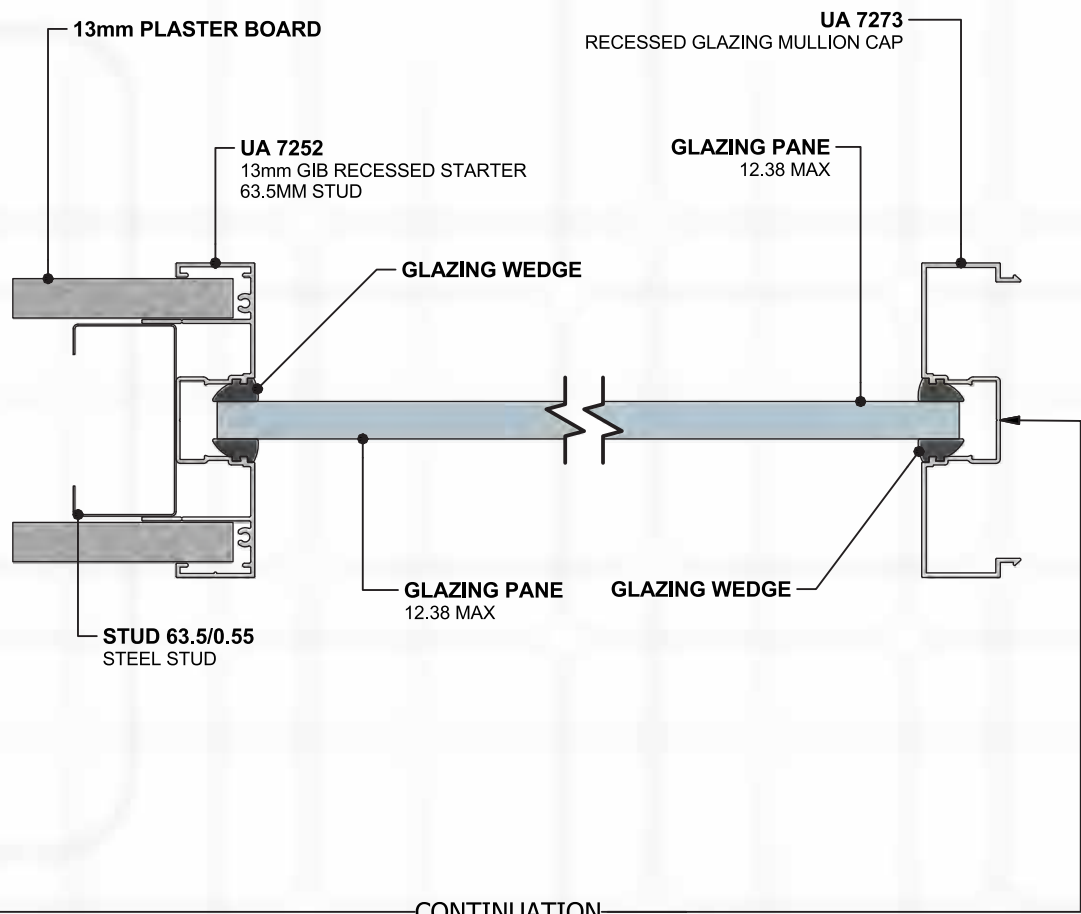




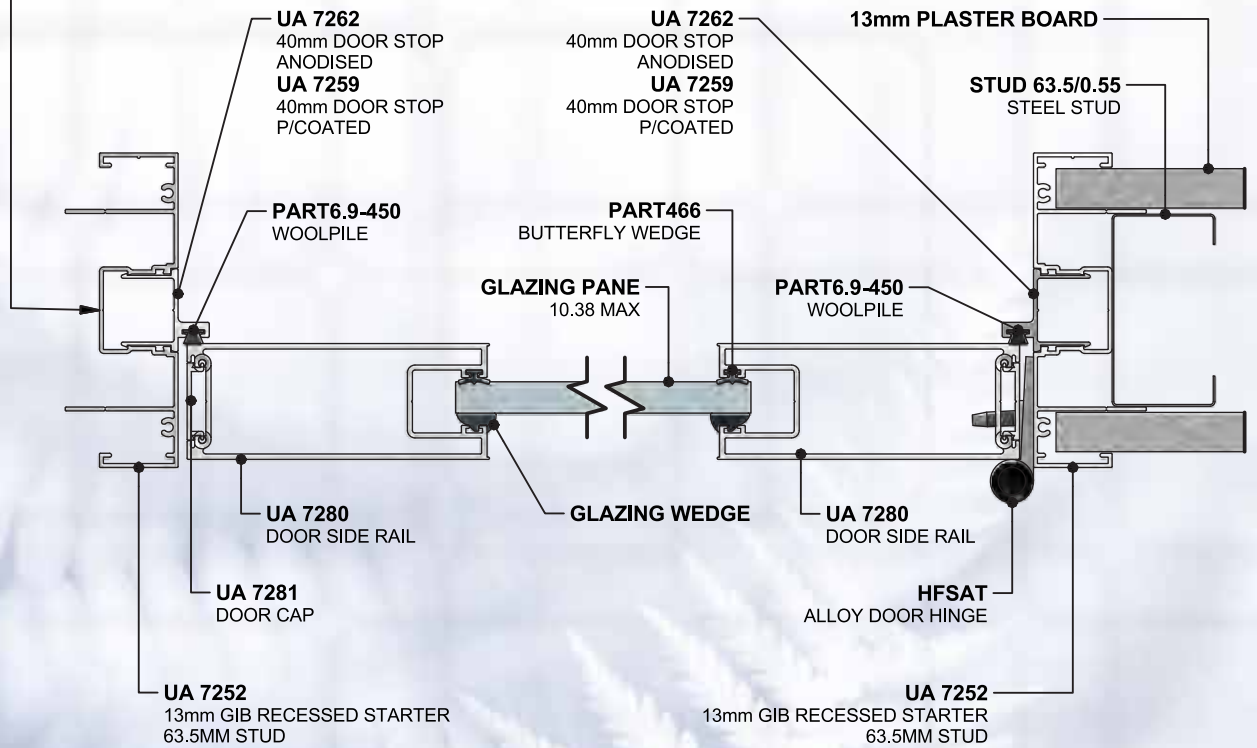
# Installation Reference Details

www.ullrich.com.au  
 AUS 1300 650 075  
 www.ullrich.co.nz  
 NZL 0800 500 338

NOTE: NOT ALL ALUMINIUM EXTRUSIONS ARE AVAILABLE EX-STOCK. CHECK WITH YOUR LOCAL BRANCH FOR ADVICE ON AVAILABILITY

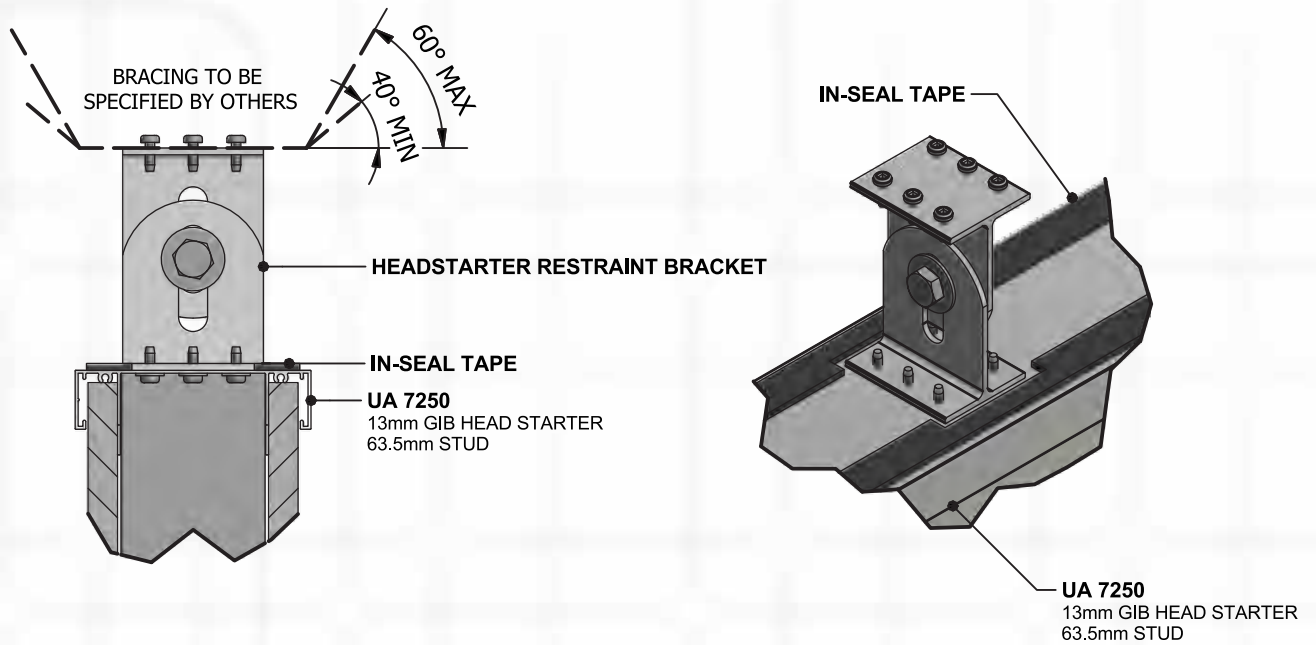


CONTINUATION

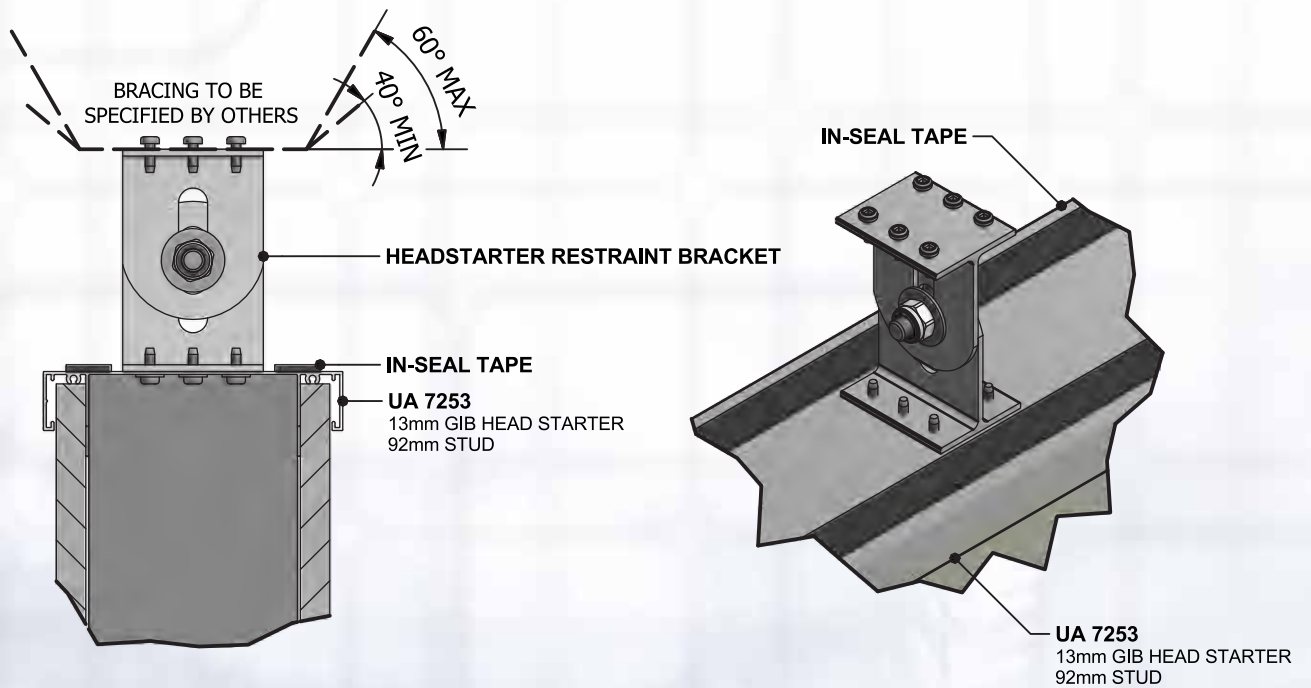


**ULLRICH ALUMINIUM**  
**DESIGNER PARTITIONING SYSTEMS 104 63.5mm - HALF HEIGHT GLAZING / GLASS DOOR**  
**1.8.C** SHEET  
 HORIZONTAL CROSS SECTION DETAIL

## 104 / 63.5mm STUD - HEAD STARTER RESTRAINT BRACKET



## 132 / 92mm STUD - HEAD STARTER RESTRAINT BRACKET



### ASSUMPTIONS

- 3m HIGH STEEL STUD INTERNAL PARTITION WALL WITH 13mm GIB ON BOTH SIDES
- PARTITION WEIGHT UP TO 40kg/m<sup>2</sup>
- NO ALLOWANCE FOR WALL FIXINGS SUCH AS WALL FIXED AC UNITS OR HEAVY JOINERY FIXINGS
- BUILDING SITE INFO - IMPORTANCE LEVEL 2 STRUCTURE AS PER NZS1170, ALL SOIL CLASSES AS PER NZS1170.5, NO ALLOWANCE FOR NEAR FAULT EFFECTS
- MAX HEIGHT OF HEAD STARTER BRACKET FROM GROUND = 9.0m
- BRACE AND ITS FIXING TO BE DESIGNED BY OTHERS
- BRACE ANGLE FROM HORIZONTAL BETWEEN 40 DEG TO 60 DEG
- ALUMINIUM ALLOY FOR HEAD STARTER 6060-T5 AND BRACKET 6005A-T5

### CAPACITY OF BRACKET WITH

- 6 x 10g SCREW WITH M5x12.5x1.1mm THICK STAINLESS STEEL WASHER = 1.86Kn

### HEAD STARTER RESTRAINT BRACKET

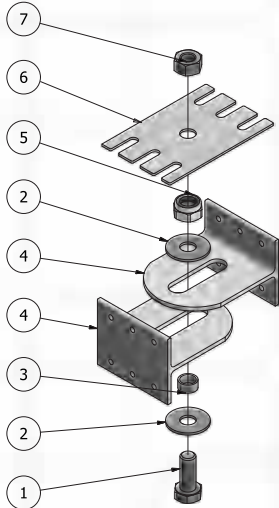
- MAXIMUM SPACING BETWEEN BRACKETS NOT TO EXCEED 2.5 METRES

# ULLRICH ALUMINIUM

## HEADSTARTER RESTRAINT BRACKET ASSEMBLY INSTRUCTIONS

Please read these instructions and use in conjunction with the Installation Reference Details brochure

### RESTRAINT BRACKET ASSEMBLY

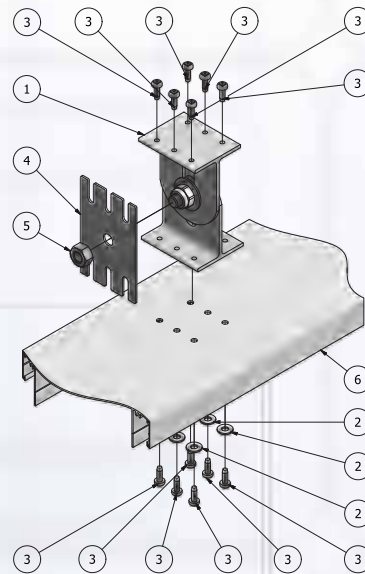


1. Place both RESTRAINT MOUNTS smooth side together, ensure that the sides which may have any slight burrs protruding due to punching face the outside.
2. Firstly slide a large M10 WASHER then a PIVOT SPACER underneath the head of the M10 x 25 BOLT.
3. Put the M10 x 25 BOLT through the slot in the RESTRAINT MOUNTS, ensure that the PIVOT SPACER sits in the middle of the slot in both RESTRAINT MOUNTS.
4. Then on the opposite side place another large M10 WASHER and a M10 NYLON NUT, tighten to allow RESTRAINT MOUNTS to slide against each other.

PARTS LIST		
ITEM	QTY	PART NUMBER
1	1	M10 x 25 BOLT
2	2	M10 WASHER
3	1	PIVOT SPACER
4	2	RESTRAINT MOUNT
5	1	M10 NYLON NUT
6	1	SPACER TOOL
7	1	M10 x 1.5 NUT

### RESTRAINT BRACKET INSTALLATION

5. Attach the SPACER TOOL onto the end of the bolt and hold in place with the M10 x 1.5 NUT, Finger Tighten.
6. Use 6 of the 10g x ½ SCREW pan head self tapping screws, each with M5 WASHERS. Screw through from underneath the Designer Headstarter into the base of the RESTRAINT MOUNT which is placed centrally on top of the Headstarter.
7. Locate and attach the specified on site bracing to the top of the RESTRAINT MOUNT with 6 10g x ½ SCREWS provided.
8. While holding & maintaining the central position of the M10 x 25mm BOLT, remove the SPACER TOOL. Tighten M10 NYLON NUT to 40 Nm.
9. For the installation of each RESTRAINT BRACKET repeat the process using the same SPACER TOOL and M10 x 1.5 NUT provided.



PARTS LIST		
ITEM	QTY	PART NUMBER
1	1	RESTRAINT MOUNT
2	6	M5 WASHER
3	12	10g X 1/2 SCREW
4	1	SPACER TOOL
5	1	M10 x 1.5 NUT
6	1	HEADSTARTER PROFILE

Installation Reference Details

www.ullrich.com.au  
AUS 1300 650 075

www.ullrich.co.nz  
NZL 0800 500 338

NOTE: NOT ALL ALUMINIUM EXTRUSIONS ARE AVAILABLE EX-STOCK. CHECK WITH YOUR LOCAL BRANCH FOR ADVICE ON AVAILABILITY

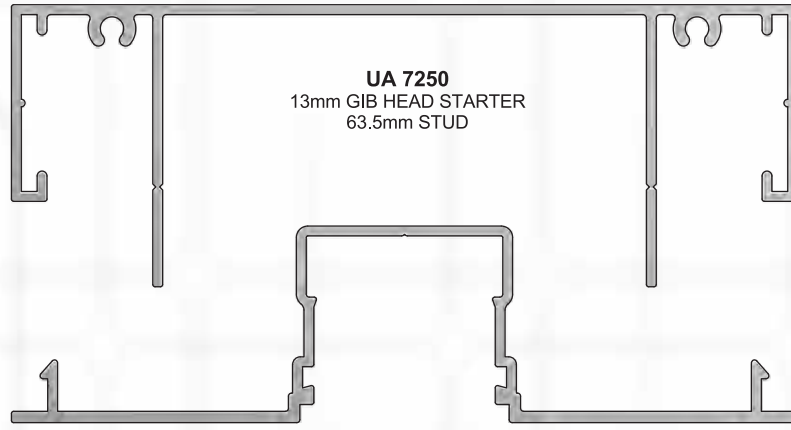




# Designer Systems Sections

www.ullrich.co.nz  
 NZL 0800 500 338  
 www.ullrich.com.au  
 AUS 1300 650 075

NOTE: NOT ALL ALUMINIUM EXTRUSIONS ARE AVAILABLE EX-STOCK. CHECK WITH YOUR LOCAL BRANCH FOR ADVICE ON AVAILABILITY.



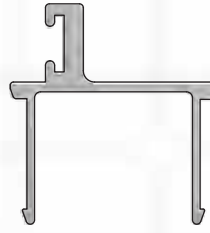
**UA 7250**  
 13mm GIB HEAD STARTER  
 63.5mm STUD



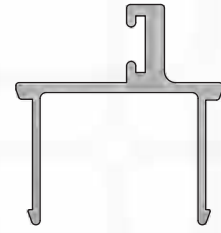
**UA 7251**  
 RECESSED STARTER CAP  
 63.5mm STUD



**UA 7258**  
 STARTER FLUSH CAP  
 P/COATED



**UA 7259**  
 40mm DOOR STOP  
 P/COATED

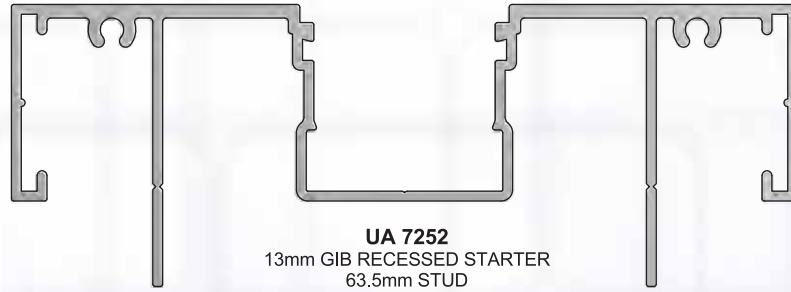


**UA 7260**  
 50mm DOOR STOP  
 P/COATED

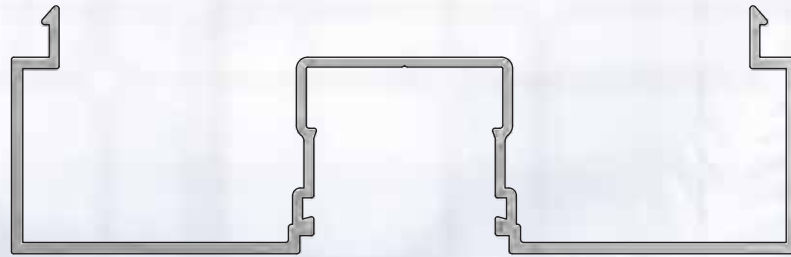
**UA 7261**  
 STARTER FLUSH CAP  
 ANODISED

**UA 7262**  
 40mm DOOR STOP  
 ANODISED

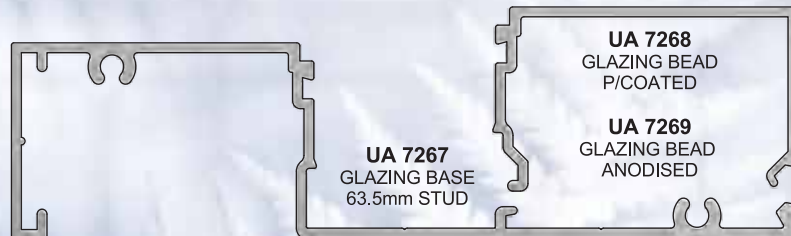
**UA 7263**  
 50mm DOOR STOP  
 ANODISED



**UA 7252**  
 13mm GIB RECESSED STARTER  
 63.5mm STUD



**UA 7273**  
 RECESSED GLAZING MULLION CAP  
 63.5mm STUD



**UA 7267**  
 GLAZING BASE  
 63.5mm STUD

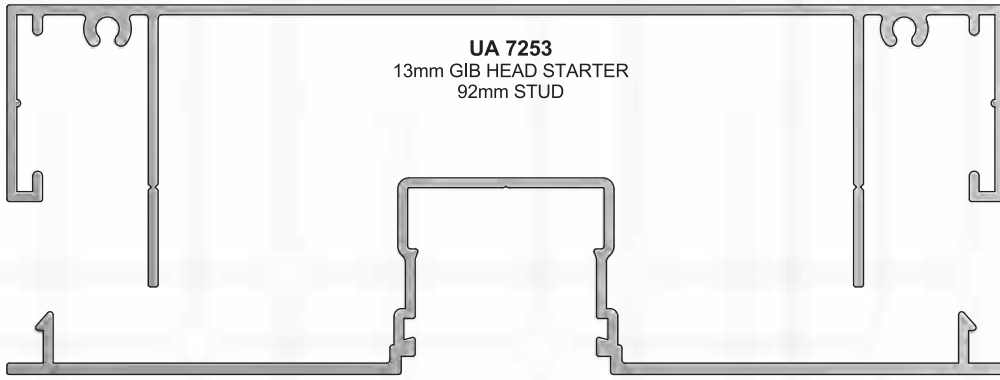
**UA 7268**  
 GLAZING BEAD  
 P/COATED

**UA 7269**  
 GLAZING BEAD  
 ANODISED



## ULLRICH ALUMINIUM DESIGNER PARTITIONING SYSTEMS - PROFILES

3.1.A SHEET  
 64mm STUD PROFILE SECTIONS



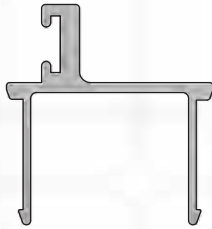
**UA 7253**  
13mm GIB HEAD STARTER  
92mm STUD



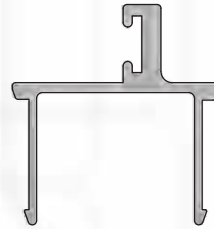
**UA 7254**  
RECESSED STARTER CAP  
92mm STUD



**UA 7258**  
STARTER FLUSH  
CAP P/COATED



**UA 7259**  
40mm DOOR STOP  
P/COATED

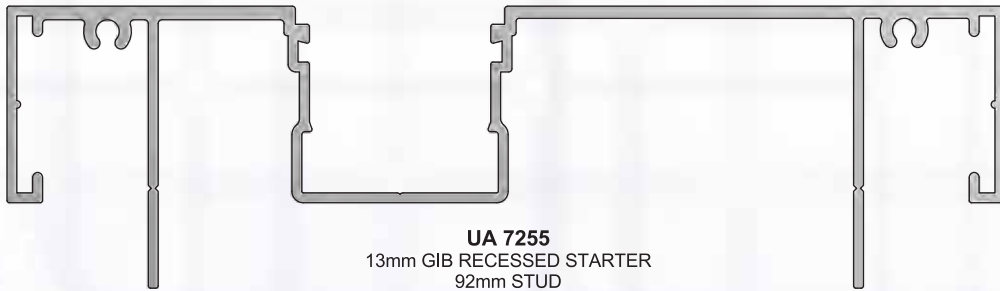


**UA 7260**  
50mm DOOR STOP  
P/COATED

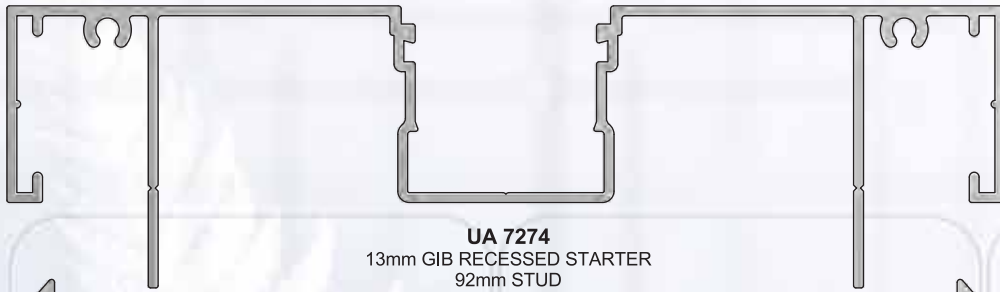
**UA 7261**  
STARTER FLUSH  
CAP ANODISED

**UA 7262**  
40mm DOOR STOP  
ANODISED

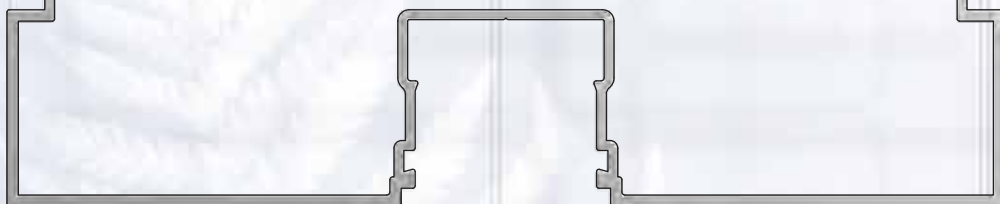
**UA 7263**  
50mm DOOR STOP  
ANODISED



**UA 7255**  
13mm GIB RECESSED STARTER  
92mm STUD



**UA 7274**  
13mm GIB RECESSED STARTER  
92mm STUD



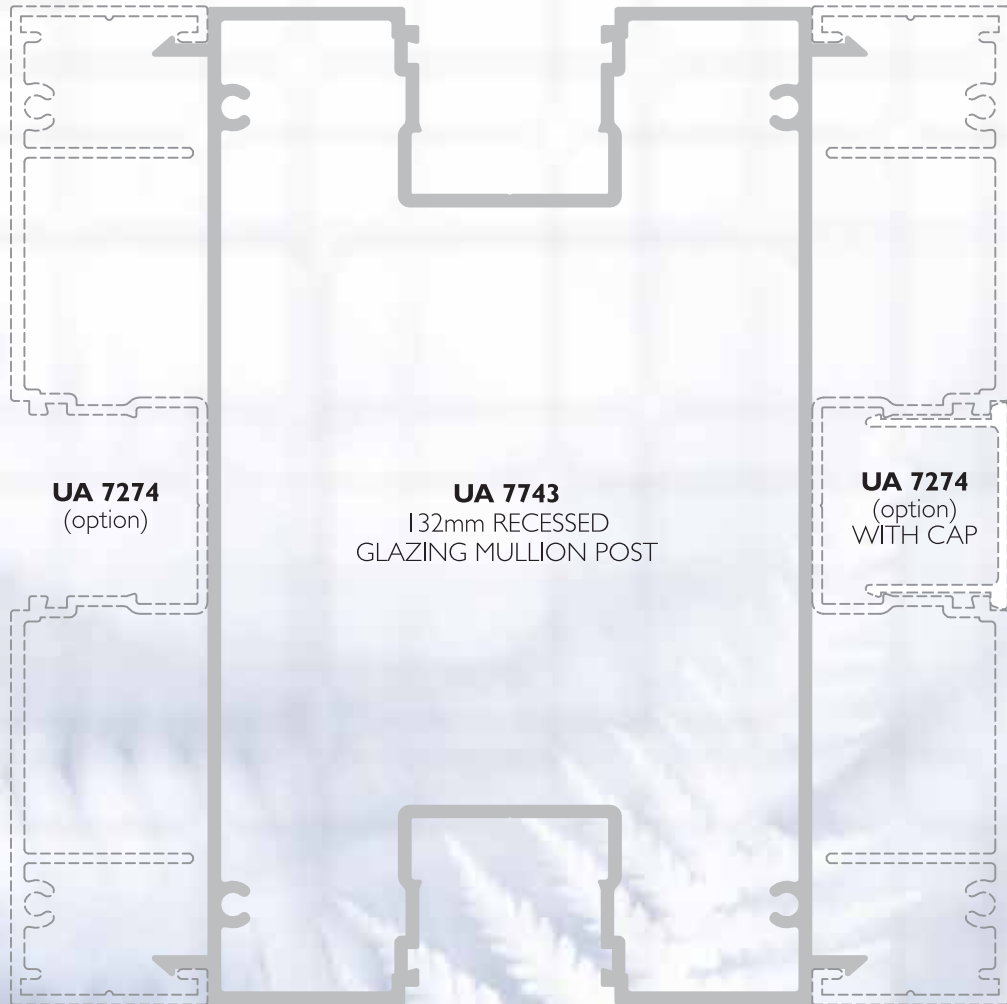
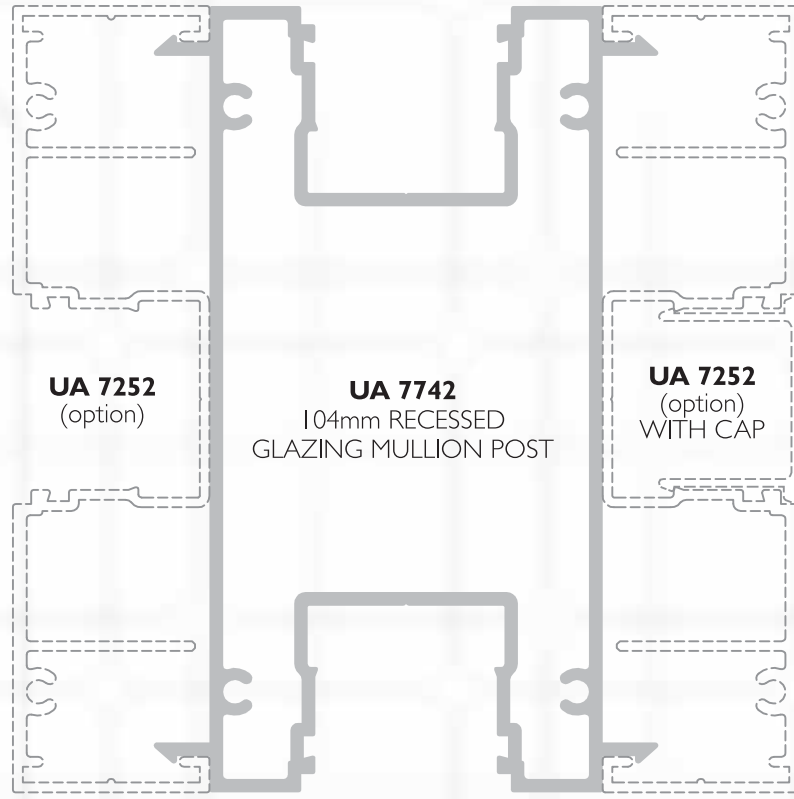
**UA 7275**  
RECESSED GLAZING MULLION CAP  
92mm STUD

www.ullrich.com.au  
AUS 1300 650 075  
www.ullrich.co.nz  
NZL 0800 500 338  
NOTE: NOT ALL ALUMINIUM EXTRUSIONS ARE AVAILABLE EX-STOCK. CHECK WITH YOUR LOCAL BRANCH FOR ADVICE ON AVAILABILITY

# Designer Systems Sections

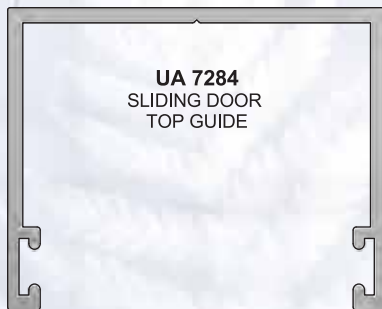
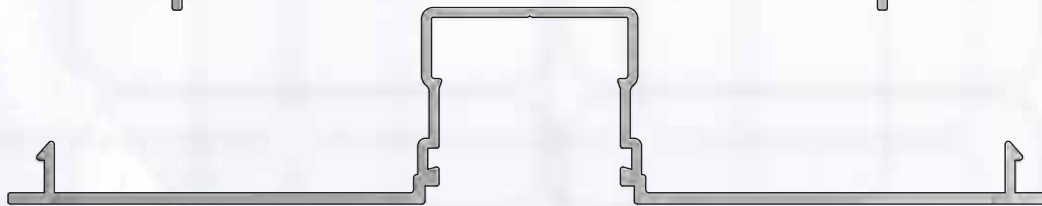

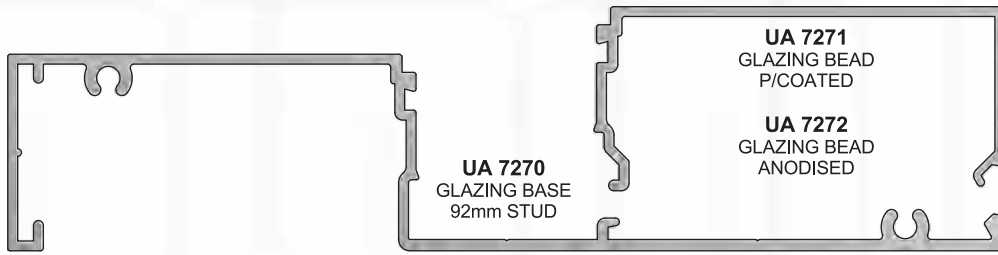
www.ullrich.co.nz  
NZL 0800 500 338  
www.ullrich.com.au  
AUS 1300 650 075

NOTE: NOT ALL ALUMINIUM EXTRUSIONS ARE AVAILABLE EX-STOCK. CHECK WITH YOUR LOCAL BRANCH FOR ADVICE ON AVAILABILITY



**ULLRICH ALUMINIUM**  
**DESIGNER PARTITIONING SYSTEMS - PROFILES**  
3.1.C SHEET  
RECESSED GLAZING MULLIONS





# Designer Systems Sections

[www.ullrich.com.au](http://www.ullrich.com.au)  
**AUS 1300 650 075**

[www.ullrich.co.nz](http://www.ullrich.co.nz)  
**NZL 0800 500 338**

NOTE: NOT ALL ALUMINIUM EXTRUSIONS ARE AVAILABLE EX-STOCK. CHECK WITH YOUR LOCAL BRANCH FOR ADVICE ON AVAILABILITY.

## ULLRICH ALUMINIUM DESIGNER PARTITIONING SYSTEMS - PROFILES

**3.1.D** SHEET  
92mm STUD PROFILE SECTIONS



# Designer Systems Sections

www.ullrich.co.nz  
NZL 0800 500 338  
www.ullrich.com.au  
AUS 1300 650 075

NOTE: NOT ALL ALUMINIUM EXTRUSIONS ARE AVAILABLE EX-STOCK. CHECK WITH YOUR LOCAL BRANCH FOR ADVICE ON AVAILABILITY.



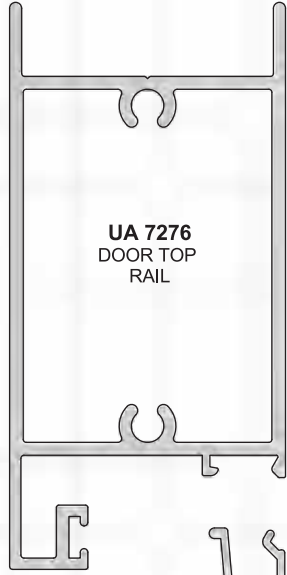
**UA 7283**  
DOOR SIDE  
WOOLPILE CAP



**UA 7282**  
DOOR WOOLPILE  
CAP



**UA 7281**  
DOOR CAP



**UA 7276**  
DOOR TOP  
RAIL



**UA 7280**  
DOOR SIDE  
RAIL



**UA 7278**  
GLAZING BEAD  
P/COATED

or



**UA 7279**  
GLAZING BEAD  
ANODISED



**UA 7277**  
SLIDING DOOR  
BOTTOM RAIL




**UA 7287**  
DOOR CENTRE  
MULLION



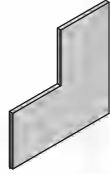
**UA 7286**  
BOTTOM DOOR  
TRACK



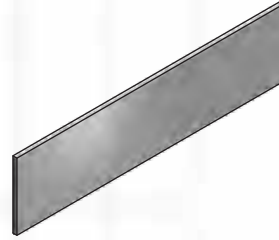
**ULLRICH ALUMINIUM**  
**DESIGNER PARTITIONING SYSTEMS - PROFILES**  
3.1.E SHEET  
DOOR PROFILE SECTIONS



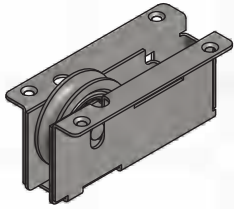
**TAPERED FLUSH HINGE**  
Anodised Silver  
Code: HFSAT



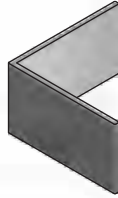
**PARTITION GUSSET**  
Mitre Corner, Vertical  
Code: PARTGUSS22.5  
PKT 50



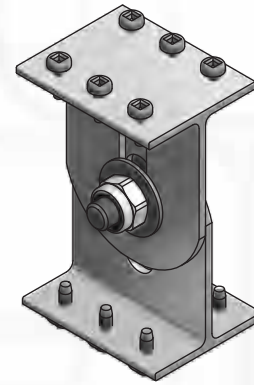
**SPLICE PLATE**  
Butt Joint  
Code: PARTSPLICE23  
PKT 50



**ADJ BOTTOM DOOR ROLLER**  
Code: H915XSAS



**STAKING CORNER**  
Mitre Corner, Horizontal  
Code: PARTSTAK23  
PKT 50



**HEADSTARTER RESTRAINT BRACKET**  
Code: PARTSTARTERBRKT  
BOX 20



**STEEL STUD**  
STUD 63.5 x .55 x 2400mm  
STUD 63.5 x .55 x 2700mm  
STUD 63.5 x .55 x 3000mm  
STUD 63.5 x .55 x 3300mm  
STUD 63.5 x .75 x 3600mm



**STEEL TRACK**  
STUD 63.5 x .55 x 3000mm



**STEEL STUD**  
STUD 92 x .55 x 3000mm  
STUD 92 x .55 x 3600mm  
STUD 92 x .55 x 4200mm



**STEEL TRACK**  
STUD 92 x 0.55 x 3000mm



**BUTTERFLY WEDGE**  
Code: PART466  
Black



**WOOLPILE**  
Code: PART4.8-450  
Black / Grey



**WOOLPILE**  
Code: PART6.9-450  
Black / Grey



**WOOLPILE**  
Code: PART6.9-700  
Black / Grey



**WOOLPILE**  
Code: PART6.9-900  
Black / Grey

www.ullrich.com.au  
AUS 1300 650 075  
www.ullrich.co.nz  
NZL 0800 500 338  
NOTE: NOT ALL ALUMINIUM EXTRUSIONS ARE AVAILABLE EX-STOCK. CHECK WITH YOUR LOCAL BRANCH FOR ADVICE ON AVAILABILITY



# Toilet Partition System

**UA 1573**  
WALL MOUNT



**UA 5949**  
18mm CAPPING



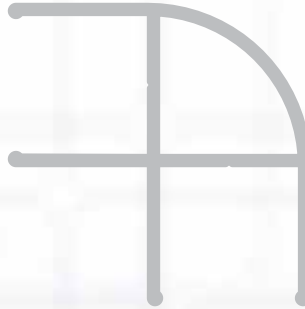
**UA 6453**  
18mm JOINTER



**UA 7025**  
11mm INSERT



**UA 6455**  
18mm CORNER



**UA 6454**  
18mm DOOR STOP CAP



**ALUMINIUM FLAT BUTT HINGE**  
75mm SATIN FINISH  
Code: HA35



**UC 1914 PARTITION FOOT**  
PLATFORM HEIGHT: 150mm



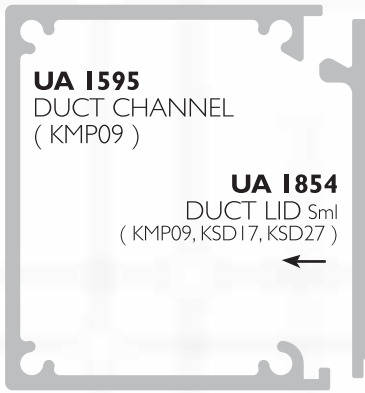
**SURFACE MOUNT INDICATOR BOLT SET** Code: 11461

www.ullrich.com.au  
AUS 1300 650 075  
www.ullrich.co.nz  
NZL 0800 500 338  
NOTE: NOT ALL ALUMINIUM EXTRUSIONS ARE AVAILABLE EX-STOCK. CHECK WITH YOUR LOCAL BRANCH FOR ADVICE ON AVAILABILITY



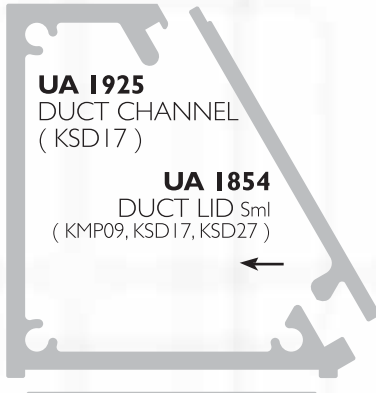
**ULLRICH ALUMINIUM**  
**DESIGNER PARTITIONING SYSTEMS - TOILET PARTITION SYSTEM**  
5.0.A SHEET  
PROFILES AND ACCESSORIES





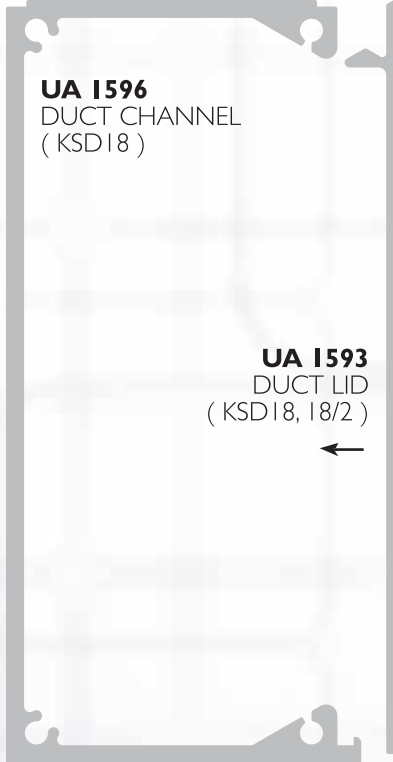
**UA 1595**  
DUCT CHANNEL  
( KMP09 )

**UA 1854**  
DUCT LID Sml  
( KMP09, KSD17, KSD27 )



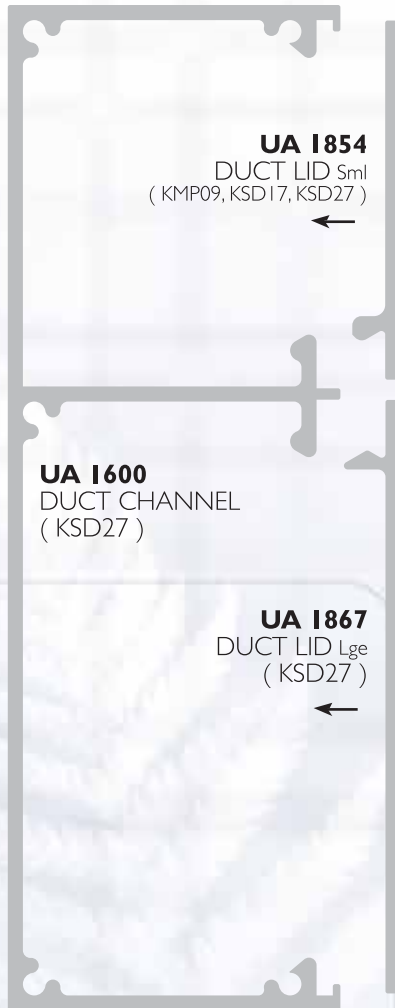
**UA 1925**  
DUCT CHANNEL  
( KSD17 )

**UA 1854**  
DUCT LID Sml  
( KMP09, KSD17, KSD27 )



**UA 1596**  
DUCT CHANNEL  
( KSD18 )


**UA 1593**  
DUCT LID  
( KSD18, 18/2 )



**UA 1854**  
DUCT LID Sml  
( KMP09, KSD17, KSD27 )

**UA 1600**  
DUCT CHANNEL  
( KSD27 )

**UA 1867**  
DUCT LID Lge  
( KSD27 )



**UA 1597**  
DUCT CHANNEL  
( KSD18/2 )


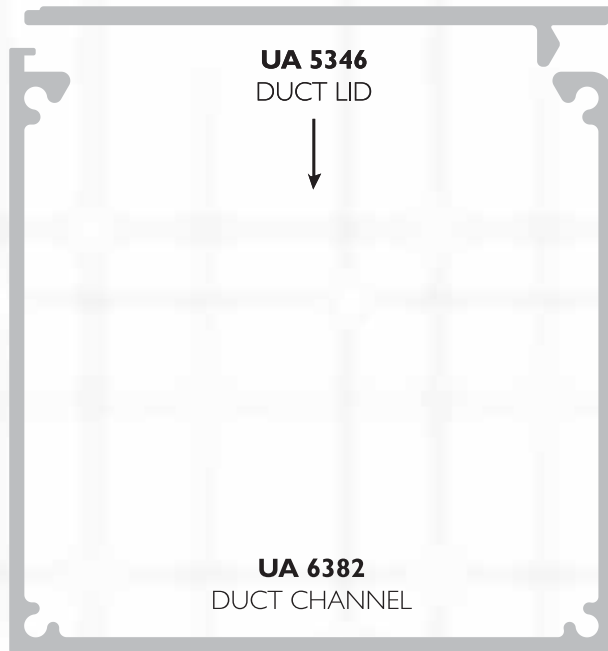
**UA 1593**  
DUCT LID  
( KSD18, 18/2 )

# Kabel Ducting

[www.ullrich.co.nz](http://www.ullrich.co.nz)  
**NZL 0800 500 338**  
[www.ullrich.com.au](http://www.ullrich.com.au)  
**AUS 1300 650 075**  
NOTE: NOT ALL ALUMINIUM EXTRUSIONS ARE AVAILABLE EX-STOCK. CHECK WITH YOUR LOCAL BRANCH FOR ADVICE ON AVAILABILITY.



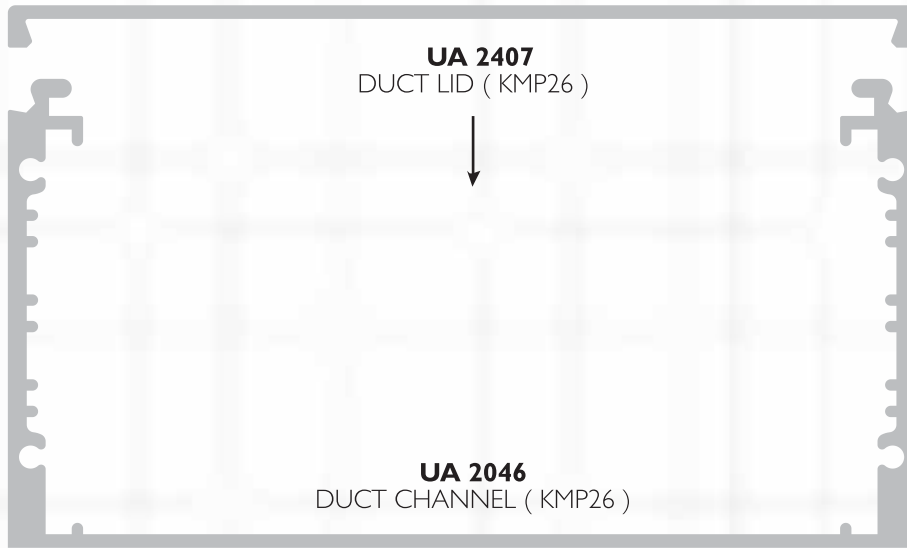
# Kabel Ducting



[www.ullrich.co.nz](http://www.ullrich.co.nz) [www.ullrich.com.au](http://www.ullrich.com.au)  
**NZL 0800 500 338** **AUS 1300 650 075**  
NOTE: NOT ALL ALUMINIUM EXTRUSIONS ARE AVAILABLE EX-STOCK. CHECK WITH YOUR LOCAL BRANCH FOR ADVICE ON AVAILABILITY.



**ULLRICH ALUMINIUM**  
**DESIGNER PARTITIONING SYSTEMS - KABEL DUCTING**  
**6.0.B** SHEET  
PROFILE SECTIONS



[www.ullrich.com.au](http://www.ullrich.com.au)  
**AUS 1300 650 075**

[www.ullrich.co.nz](http://www.ullrich.co.nz)  
**NZL 0800 500 338**

NOTE: NOT ALL ALUMINIUM EXTRUSIONS ARE AVAILABLE EX-STOCK. CHECK WITH YOUR LOCAL BRANCH FOR ADVICE ON AVAILABILITY.



Phone for your nearest

**ULLRICH ALUMINIUM SALES CENTRE**

**AUSTRALIA - 1300 650 075**

**NEW ZEALAND - 0800 500 338**

- ALUMINIUM EXTRUSIONS
- ROLLED PRODUCTS
- FASTENINGS
- LADDERS
- SCAFFOLDS
- ULLTRACLAD CLADDING
- WINTEC WINDOWS & DOORS
- BUILDING PRODUCTS
- DECORATIVE METALS
- TEKNA MACHINERY
- ULLTIMATE SERIES WINDOWS & DOORS

**Map key:**

- + MANUFACTURING
- SALES & DISTRIBUTION
- \* EXTRUSION PLANT

Representative and franchised operations throughout the South Pacific

ULLRICH ALUMINIUM PTY LTD  
 PO Box 246 Carole Park Queensland 4300  
 20 Ron Boyle Crescent Carole Park Queensland Australia  
 Tel +61 7 3718 1400 Fax +61 7 3271 1230  
 ullrich@ullrich.com.au www.ullrich.com.au

ULLRICH ALUMINIUM CO LTD  
 PO Box 98 843 Manukau City Auckland 2241  
 118 Wiri Station Road Wiri 2104 New Zealand  
 Tel +64 9 262 6262 Fax +64 9 262 6266  
 alkalum@uacl.co.nz www.ullrich.co.nz