

DIE No DESCRIPTION**STORM SHUTTER**

UA 1055	WEDGE PIN
UA 1056	TOP CHANNEL
UA 1057	BOTTOM CHANNEL

ACCORDION STORM SHUTTER

UA 2916	STRIKE
UA 2917	LOCK
UA 2918	GUIDE
UA 2919	CHANNEL
UA 2920	WHEEL GUIDE
UA 2921	SHUTTER SLAT
UA 2922	SHUTTER END

DIAGRAMS ACTUAL SIZE UNLESS OTHERWISE INDICATED.
DIAGRAMS ARE SCHEMATIC ONLY AND NOT INTENDED AS SPECIFICATION DRAWINGS.
OAD = OVERALL DIMENSIONS
P = EXT PERIPHERY
© ULLRICH ALUMINIUM CO LTD



UA I055

WEDGE PIN
 kg/m 3.410 P 221
 OAD 95 x 22

UA I056


TOP CHANNEL
 kg/m 0.811 P 315
 OAD 70 x 49

UA I057

BOTTOM CHANNEL
 kg/m 0.626 P 244
 OAD 81 x 32

ASSEMBLY DETAILS

Refer: 24-3

UA I055**UA I056****UA I057**

DIAGRAMS ACTUAL SIZE UNLESS
 OTHERWISE INDICATED,
 DIAGRAMS ARE SCHEMATIC ONLY
 AND NOT INTENDED AS
 SPECIFICATION DRAWINGS.

OAD = OVERALL DIMENSIONS
P = EXT PERIPHERY

© ULLRICH ALUMINIUM CO LTD

UA 2918



UA 2916

STRIKE

kg/m 0.899 P 423

OAD 89.72 x 53.65

UA 2919



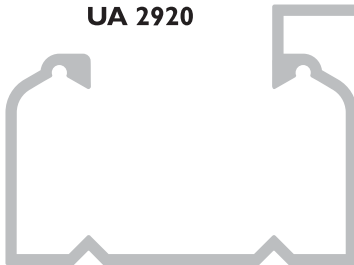
UA 2917

LOCK

kg/m 1.040 P 489

OAD 114.33 x 55.4

UA 2920



UA 2918

GUIDE

kg/m 0.806 P 400

OAD 80 x 40

UA 2922



UA 2919

CHANNEL

kg/m 0.606 P 302

OAD 83.3 x 41.5

UA 2921



UA 2920

WHEEL GUIDE

kg/m 0.752 P 360

OAD 80 x 34.5

UA 2921

SHUTTER SLAT

kg/m 0.512 P 255

OAD 104.37 x 12.37

UA 2916



UA 2922

SHUTTER END

kg/m 0.441 P 214

OAD 69.29 x 29.49

UA 2917




ASSEMBLY DETAILS

Refer: 24-3

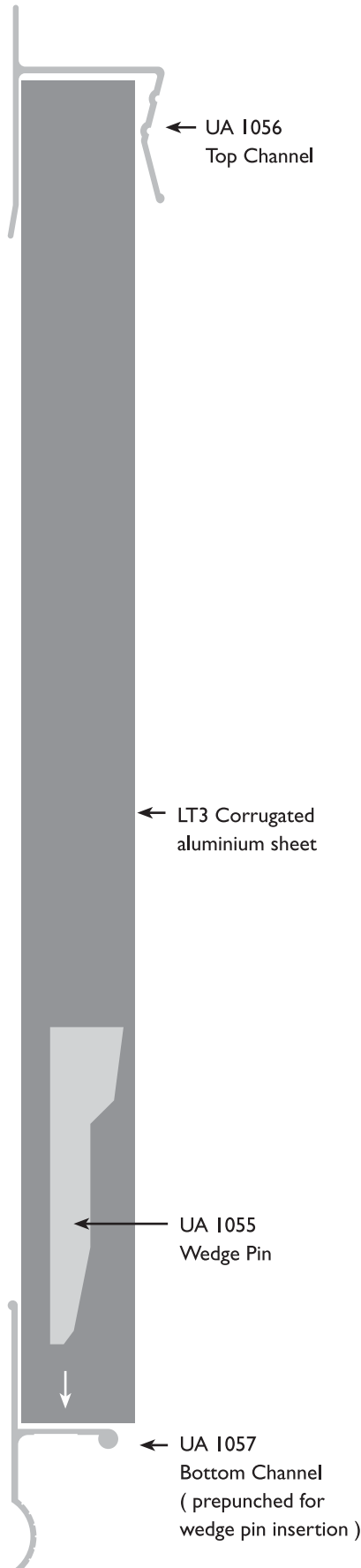
DIAGRAMS ACTUAL SIZE UNLESS OTHERWISE INDICATED, DIAGRAMS ARE SCHEMATIC ONLY AND NOT INTENDED AS SPECIFICATION DRAWINGS.
OAD = OVERALL DIMENSIONS
P = EXT PERIPHERY
 © ULLRICH ALUMINIUM CO LTD



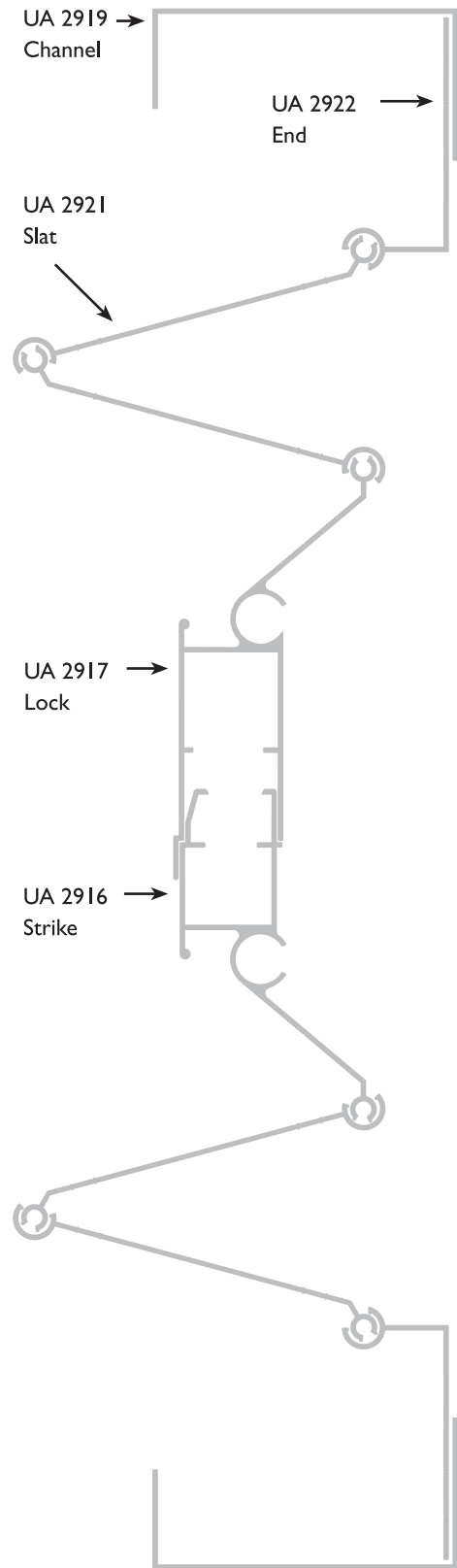


Above from top
Storm Shutter
UA 1057 prepunching detail
Accordion Storm Shutter

STORM SHUTTER ASSEMBLY: side view, scale 1:2



ACCORDION STORM SHUTTER ASSEMBLY: plan view, scale 1:2



DIAGRAMS ACTUAL SIZE UNLESS OTHERWISE INDICATED. DIAGRAMS ARE SCHEMATIC ONLY AND NOT INTENDED AS SPECIFICATION DRAWINGS.
OAD = OVERALL DIMENSIONS
P = EXT PERIPHERY
 © ULLRICH ALUMINIUM CO LTD